



Vanguard[®]

Vanguard LifeStrategy[®] Funds Prospectus

February 27, 2014

Investor Shares

Vanguard LifeStrategy Income Fund Investor Shares (VASIX)

Vanguard LifeStrategy Conservative Growth Fund Investor Shares (VSCGX)

Vanguard LifeStrategy Moderate Growth Fund Investor Shares (VSMGX)

Vanguard LifeStrategy Growth Fund Investor Shares (VASGX)

This prospectus contains financial data for the Funds through the fiscal year ended October 31, 2013.

The Securities and Exchange Commission (SEC) has not approved or disapproved these securities or passed upon the adequacy of this prospectus. Any representation to the contrary is a criminal offense.

Contents

Vanguard Fund Summaries		Financial Highlights	36
LifeStrategy Income Fund	1	Investing With Vanguard	41
LifeStrategy Conservative Growth Fund	6	Purchasing Shares	41
LifeStrategy Moderate Growth Fund	11	Redeeming Shares	44
LifeStrategy Growth Fund	16	Exchanging Shares	47
Investing in Vanguard LifeStrategy Funds	21	Frequent-Trading Limitations	47
More on the Funds	21	Other Rules You Should Know	50
The Funds and Vanguard	31	Fund and Account Updates	54
Investment Advisor	32	Contacting Vanguard	56
Dividends, Capital Gains, and Taxes	32	Additional Information	57
Share Price	35	Glossary of Investment Terms	58

Vanguard LifeStrategy Income Fund

Investment Objective

The Fund seeks to provide current income and some capital appreciation.

Fees and Expenses

The following table describes the fees and expenses you may pay if you buy and hold shares of the Fund.

Shareholder Fees

(Fees paid directly from your investment)

Sales Charge (Load) Imposed on Purchases	None
Purchase Fee	None
Sales Charge (Load) Imposed on Reinvested Dividends	None
Redemption Fee	None
Account Service Fee (for certain fund account balances below \$10,000)	\$20/year

Annual Fund Operating Expenses

(Expenses that you pay each year as a percentage of the value of your investment)

Management Fees	None
12b-1 Distribution Fee	None
Other Expenses	None
Acquired Fund Fees and Expenses	0.14%
Total Annual Fund Operating Expenses	0.14%

Example

The following example is intended to help you compare the cost of investing in the Fund (based on the fees and expenses of the acquired funds) with the cost of investing in other mutual funds. It illustrates the hypothetical expenses that you would incur over various periods if you invest \$10,000 in the Fund's shares. This example assumes that the Fund provides a return of 5% a year and that total annual fund operating expenses of the Fund and its underlying funds remain as stated in the preceding table. The results apply whether or not you redeem your investment at the end of the given period. Although your actual costs may be higher or lower, based on these assumptions your costs would be:

1 Year	3 Years	5 Years	10 Years
\$14	\$45	\$79	\$179

Portfolio Turnover

The Fund may pay transaction costs, such as purchase fees, when it buys and sells securities (or "turns over" its portfolio). A higher portfolio turnover rate may indicate higher transaction costs and may result in more taxes when Fund shares are held in a taxable account. These costs, which are not reflected in annual fund operating expenses or in the previous expense example, reduce the Fund's performance. During the most recent fiscal year, the Fund's portfolio turnover rate was 25%.

Primary Investment Strategies

The Fund invests in other Vanguard mutual funds according to a fixed formula that reflects an allocation of approximately 80% of the Fund's assets to bonds and 20% to common stocks. The targeted percentage of the Fund's assets allocated to each of the underlying funds is:

- Vanguard Total Bond Market II Index Fund 64%
- Vanguard Total International Bond Index Fund 16%
- Vanguard Total Stock Market Index Fund 14%
- Vanguard Total International Stock Index Fund 6%

The Fund's indirect bond holdings are a diversified mix of short-, intermediate-, and long-term U.S. government, U.S. agency, and investment-grade U.S. corporate bonds; mortgage-backed and asset-backed securities; and government, agency, corporate, and securitized investment-grade foreign bonds issued in currencies other than the U.S. dollar (but hedged by Vanguard to minimize foreign currency exposure). The Fund's indirect stock holdings are a diversified mix of U.S. and foreign large-, mid-, and small-capitalization stocks.

Primary Risks

The Fund is subject to the risks associated with the stock and bond markets, any of which could cause an investor to lose money. However, because bonds usually are less volatile than stocks, and because the Fund invests most of its assets in fixed income securities, the Fund's overall level of risk should be relatively low.

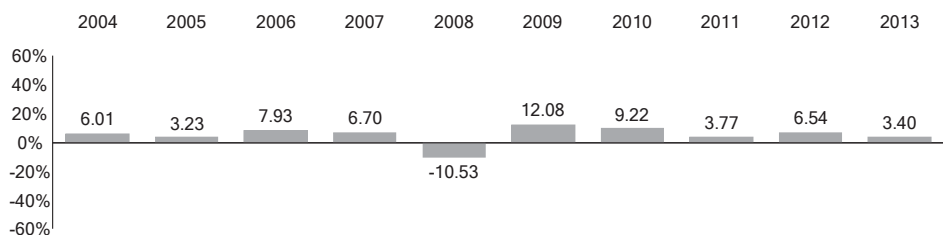
- With a target allocation of approximately 80% of its assets in bonds, the Fund is proportionately subject to bond risks, including: *interest rate risk*, which is the chance that bond prices will decline because of rising interest rates; *credit risk*, which is the chance that the issuer of a security will fail to pay interest and principal in a timely manner, or that negative perceptions of the issuer's ability to make such payments will cause the price of that security to decline, thus reducing the underlying fund's return; and *income risk*, which is the chance that an underlying fund's income will decline because of falling interest rates. If an underlying fund holds securities that are callable, the underlying fund's income may decline because of *call risk*, which is the chance that during periods of falling interest rates, issuers of callable bonds may call (redeem) securities with higher coupons or interest rates before their maturity dates. An underlying fund would then lose any price appreciation above the bond's call price and would be forced to reinvest the unanticipated proceeds at lower interest rates, resulting in a decline in the underlying fund's income. For mortgage-backed securities, this risk is known as *prepayment risk*. The Fund is also subject to the following risks associated with investments in currency-hedged foreign bonds: *country/regional risk*, which is the chance that world events—such as political upheaval, financial troubles, or natural disasters—will adversely affect the value of securities issued by foreign governments, government agencies, or companies; and *currency hedging risk*, which is the chance that the currency hedging transactions entered into by the underlying international bond fund may not perfectly offset the fund's foreign currency exposure.
- With a target allocation of approximately 20% of its assets in stocks, the Fund is proportionately subject to *stock market risk*, which is the chance that stock prices overall will decline. Stock markets tend to move in cycles, with periods of rising prices and periods of falling prices.

An investment in the Fund is not a deposit of a bank and is not insured or guaranteed by the Federal Deposit Insurance Corporation or any other government agency.

Annual Total Returns

The following bar chart and table are intended to help you understand the risks of investing in the Fund. The bar chart shows how the performance of the Fund has varied from one calendar year to another over the periods shown. The table shows how the average annual total returns of the Fund compare with those of relevant market indexes and a composite bond/stock index, which have investment characteristics similar to those of the Fund. Keep in mind that the Fund's past performance (before and after taxes) does not indicate how the Fund will perform in the future. Updated performance information is available on our website at vanguard.com/performance or by calling Vanguard toll-free at 800-662-7447.

Annual Total Returns — Vanguard LifeStrategy Income Fund Investor Shares



During the periods shown in the bar chart, the highest return for a calendar quarter was 6.80% (quarter ended September 30, 2009), and the lowest return for a quarter was -4.76% (quarter ended December 31, 2008).

Average Annual Total Returns for Periods Ended December 31, 2013

	1 Year	5 Years	10 Years
Vanguard LifeStrategy Income Fund Investor Shares			
Return Before Taxes	3.40%	6.95%	4.67%
Return After Taxes on Distributions	2.42	5.84	3.47
Return After Taxes on Distributions and Sale of Fund Shares	2.09	5.17	3.30
Comparative Indexes (reflect no deduction for fees, expenses, or taxes)			
Barclays U.S. Aggregate Bond Index	-2.02%	4.44%	4.55%
Barclays U.S. Aggregate Float Adjusted Index	-1.97	—	—
Income Composite Index	3.71	7.05	5.10

Actual after-tax returns depend on your tax situation and may differ from those shown in the preceding table. When after-tax returns are calculated, it is assumed that the shareholder was in the highest individual federal marginal income tax bracket at the time of each distribution of income or capital gains or upon redemption. State and local income taxes are not reflected in the calculations. Please note that after-tax returns are not relevant for a shareholder who holds fund shares in a tax-deferred account, such as an individual retirement account or a 401(k) plan. Also, figures captioned *Return After Taxes on Distributions and Sale of Fund Shares* may be higher than other figures for the same period if a capital loss occurs upon redemption and results in an assumed tax deduction for the shareholder.

Investment Advisor

The Fund does not employ an investment advisor, but benefits from the investment advisory services provided to the underlying funds in which it invests. The investment advisor to the underlying funds is The Vanguard Group, Inc.

Portfolio Manager

The Fund does not employ a portfolio manager. Rather, the Fund's board of trustees decides how to allocate the Fund's assets among the underlying funds.

Purchase and Sale of Fund Shares

You may purchase or redeem shares online through our website (*vanguard.com*), by mail (The Vanguard Group, P.O. Box 1110, Valley Forge, PA 19482-1110), or by telephone (800-662-2739). The following table provides the Fund's minimum initial and subsequent investment requirements.

Account Minimums	Investor Shares
To open and maintain an account	\$3,000
To add to an existing account	Generally \$100 (other than by Automatic Investment Plan, which has no established minimum)

Tax Information

The Fund's distributions may be taxable as ordinary income or capital gain. If you are investing through a tax-deferred retirement account, such as an IRA, special tax rules apply.

Payments to Financial Intermediaries

The Fund does not pay financial intermediaries for sales of Fund shares.

Vanguard LifeStrategy Conservative Growth Fund

Investment Objective

The Fund seeks to provide current income and low to moderate capital appreciation.

Fees and Expenses

The following table describes the fees and expenses you may pay if you buy and hold shares of the Fund.

Shareholder Fees

(Fees paid directly from your investment)

Sales Charge (Load) Imposed on Purchases	None
Purchase Fee	None
Sales Charge (Load) Imposed on Reinvested Dividends	None
Redemption Fee	None
Account Service Fee (for certain fund account balances below \$10,000)	\$20/year

Annual Fund Operating Expenses

(Expenses that you pay each year as a percentage of the value of your investment)

Management Fees	None
12b-1 Distribution Fee	None
Other Expenses	None
Acquired Fund Fees and Expenses	0.15%
Total Annual Fund Operating Expenses	0.15%

Example

The following example is intended to help you compare the cost of investing in the Fund (based on the fees and expenses of the acquired funds) with the cost of investing in other mutual funds. It illustrates the hypothetical expenses that you would incur over various periods if you invest \$10,000 in the Fund's shares. This example assumes that the Fund provides a return of 5% a year and that total annual fund operating expenses of the Fund and its underlying funds remain as stated in the preceding table. The results apply whether or not you redeem your investment at the end of the given period. Although your actual costs may be higher or lower, based on these assumptions your costs would be:

1 Year	3 Years	5 Years	10 Years
\$15	\$48	\$85	\$192

Portfolio Turnover

The Fund may pay transaction costs, such as purchase fees, when it buys and sells securities (or "turns over" its portfolio). A higher portfolio turnover rate may indicate higher transaction costs and may result in more taxes when Fund shares are held in a taxable account. These costs, which are not reflected in annual fund operating expenses or in the previous expense example, reduce the Fund's performance. During the most recent fiscal year, the Fund's portfolio turnover rate was 19%.

Primary Investment Strategies

The Fund invests in other Vanguard mutual funds according to a fixed formula that reflects an allocation of approximately 60% of the Fund's assets to bonds and 40% to common stocks. The targeted percentage of the Fund's assets allocated to each of the underlying funds is:

- Vanguard Total Bond Market II Index Fund 48%
- Vanguard Total Stock Market Index Fund 28%
- Vanguard Total International Bond Index Fund 12%
- Vanguard Total International Stock Index Fund 12%

The Fund's indirect bond holdings are a diversified mix of short-, intermediate-, and long-term U.S. government, U.S. agency, and investment-grade U.S. corporate bonds; mortgage-backed and asset-backed securities; and government, agency, corporate, and securitized investment-grade foreign bonds issued in currencies other than the U.S. dollar (but hedged by Vanguard to minimize foreign currency exposure). The Fund's indirect stock holdings are a diversified mix of U.S. and foreign large-, mid-, and small-capitalization stocks.

Primary Risks

The Fund is subject to the risks associated with the stock and bond markets, any of which could cause an investor to lose money. However, because bonds usually are less volatile than stocks and because the Fund invests more than half of its assets in fixed income securities, the Fund's overall level of risk should be low to moderate.

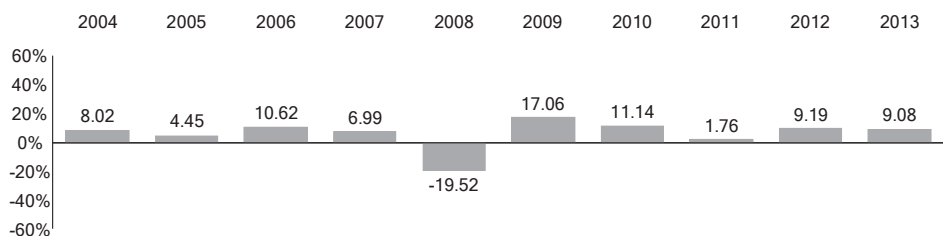
- With a target allocation of approximately 60% of its assets in bonds, the Fund is proportionately subject to bond risks, including: *interest rate risk*, which is the chance that bond prices will decline because of rising interest rates; *credit risk*, which is the chance that the issuer of a security will fail to pay interest and principal in a timely manner, or that negative perceptions of the issuer's ability to make such payments will cause the price of that security to decline, thus reducing the underlying fund's return; and *income risk*, which is the chance that an underlying fund's income will decline because of falling interest rates. If an underlying fund holds securities that are callable, the underlying fund's income may decline because of *call risk*, which is the chance that during periods of falling interest rates, issuers of callable bonds may call (redeem) securities with higher coupons or interest rates before their maturity dates. An underlying fund would then lose any price appreciation above the bond's call price and would be forced to reinvest the unanticipated proceeds at lower interest rates, resulting in a decline in the underlying fund's income. For mortgage-backed securities, this risk is known as *prepayment risk*. The Fund is also subject to the following risks associated with investments in currency-hedged foreign bonds: *country/regional risk*, which is the chance that world events—such as political upheaval, financial troubles, or natural disasters—will adversely affect the value of securities issued by foreign governments, government agencies, or companies; and *currency hedging risk*, which is the chance that the currency hedging transactions entered into by the underlying international bond fund may not perfectly offset the fund's foreign currency exposure.
- With a target allocation of approximately 40% of its assets in stocks, the Fund is proportionately subject to *stock market risk*, which is the chance that stock prices overall will decline. Stock markets tend to move in cycles, with periods of rising prices and periods of falling prices. The Fund is also subject to the following risks associated with investments in foreign stocks: *country/regional risk*, which is the chance that world events—such as political upheaval, financial troubles, or natural disasters—will adversely affect the value of securities issued by companies in foreign countries or regions; and *currency risk*, which is the chance that the value of a foreign investment, measured in U.S. dollars, will decrease because of unfavorable changes in currency exchange rates. Country/regional risk and currency risk are especially high in emerging markets.

An investment in the Fund is not a deposit of a bank and is not insured or guaranteed by the Federal Deposit Insurance Corporation or any other government agency.

Annual Total Returns

The following bar chart and table are intended to help you understand the risks of investing in the Fund. The bar chart shows how the performance of the Fund has varied from one calendar year to another over the periods shown. The table shows how the average annual total returns of the Fund compare with those of relevant market indexes and a composite bond/stock index, which have investment characteristics similar to those of the Fund. Keep in mind that the Fund's past performance (before and after taxes) does not indicate how the Fund will perform in the future. Updated performance information is available on our website at vanguard.com/performance or by calling Vanguard toll-free at 800-662-7447.

Annual Total Returns — Vanguard LifeStrategy Conservative Growth Fund Investor Shares



During the periods shown in the bar chart, the highest return for a calendar quarter was 9.58% (quarter ended September 30, 2009), and the lowest return for a quarter was -9.98% (quarter ended December 31, 2008).

Average Annual Total Returns for Periods Ended December 31, 2013

	1 Year	5 Years	10 Years
Vanguard LifeStrategy Conservative Growth Fund Investor Shares			
Return Before Taxes	9.08%	9.53%	5.42%
Return After Taxes on Distributions	8.12	8.62	4.47
Return After Taxes on Distributions and Sale of Fund Shares	5.35	7.31	4.02
Comparative Indexes (reflect no deduction for fees, expenses, or taxes)			
Barclays U.S. Aggregate Bond Index	-2.02%	4.44%	4.55%
Barclays U.S. Aggregate Float Adjusted Index	-1.97	—	—
Dow Jones U.S. Total Stock Market Float Adjusted Index	33.47	18.86	8.09
Conservative Growth Composite Index	9.40	9.51	5.78

Actual after-tax returns depend on your tax situation and may differ from those shown in the preceding table. When after-tax returns are calculated, it is assumed that the shareholder was in the highest individual federal marginal income tax bracket at the time of each distribution of income or capital gains or upon redemption. State and local income taxes are not reflected in the calculations. Please note that after-tax returns are not relevant for a shareholder who holds fund shares in a tax-deferred account, such as an individual retirement account or a 401(k) plan. Also, figures captioned *Return After Taxes on Distributions and Sale of Fund Shares* may be higher than other figures for the same period if a capital loss occurs upon redemption and results in an assumed tax deduction for the shareholder.

Investment Advisor

The Fund does not employ an investment advisor, but benefits from the investment advisory services provided to the underlying funds in which it invests. The investment advisor to the underlying funds is The Vanguard Group, Inc.

Portfolio Manager

The Fund does not employ a portfolio manager. Rather, the Fund's board of trustees decides how to allocate the Fund's assets among the underlying funds.

Purchase and Sale of Fund Shares

You may purchase or redeem shares online through our website (*vanguard.com*), by mail (The Vanguard Group, P.O. Box 1110, Valley Forge, PA 19482-1110), or by telephone (800-662-2739). The following table provides the Fund's minimum initial and subsequent investment requirements.

Account Minimums	Investor Shares
To open and maintain an account	\$3,000
To add to an existing account	Generally \$100 (other than by Automatic Investment Plan, which has no established minimum)

Tax Information

The Fund's distributions may be taxable as ordinary income or capital gain. If you are investing through a tax-deferred retirement account, such as an IRA, special tax rules apply.

Payments to Financial Intermediaries

The Fund does not pay financial intermediaries for sales of Fund shares.

Vanguard LifeStrategy Moderate Growth Fund

Investment Objective

The Fund seeks to provide capital appreciation and a low to moderate level of current income.

Fees and Expenses

The following table describes the fees and expenses you may pay if you buy and hold shares of the Fund.

Shareholder Fees

(Fees paid directly from your investment)

Sales Charge (Load) Imposed on Purchases	None
Purchase Fee	None
Sales Charge (Load) Imposed on Reinvested Dividends	None
Redemption Fee	None
Account Service Fee (for certain fund account balances below \$10,000)	\$20/year

Annual Fund Operating Expenses

(Expenses that you pay each year as a percentage of the value of your investment)

Management Fees	None
12b-1 Distribution Fee	None
Other Expenses	None
Acquired Fund Fees and Expenses	0.16%
Total Annual Fund Operating Expenses	0.16%

Example

The following example is intended to help you compare the cost of investing in the Fund (based on the fees and expenses of the acquired funds) with the cost of investing in other mutual funds. It illustrates the hypothetical expenses that you would incur over various periods if you invest \$10,000 in the Fund's shares. This example assumes that the Fund provides a return of 5% a year and that total annual fund operating expenses of the Fund and its underlying funds remain as stated in the preceding table. The results apply whether or not you redeem your investment at the end of the given period. Although your actual costs may be higher or lower, based on these assumptions your costs would be:

1 Year	3 Years	5 Years	10 Years
\$16	\$52	\$90	\$205

Portfolio Turnover

The Fund may pay transaction costs, such as purchase fees, when it buys and sells securities (or "turns over" its portfolio). A higher portfolio turnover rate may indicate higher transaction costs and may result in more taxes when Fund shares are held in a taxable account. These costs, which are not reflected in annual fund operating expenses or in the previous expense example, reduce the Fund's performance. During the most recent fiscal year, the Fund's portfolio turnover rate was 15%.

Primary Investment Strategies

The Fund invests in other Vanguard mutual funds according to a fixed formula that reflects an allocation of approximately 60% of the Fund's assets to common stocks and 40% to bonds. The targeted percentage of the Fund's assets allocated to each of the underlying funds is:

- Vanguard Total Stock Market Index Fund 42%
- Vanguard Total Bond Market II Index Fund 32%
- Vanguard Total International Stock Index Fund 18%
- Vanguard Total International Bond Index Fund 8%

The Fund's indirect stock holdings are a diversified mix of U.S. and foreign large-, mid-, and small-capitalization stocks. The Fund's indirect bond holdings are a diversified mix of short-, intermediate-, and long-term U.S. government, U.S. agency, and investment-grade U.S. corporate bonds; mortgage-backed and asset-backed securities; and government, agency, corporate, and securitized investment-grade foreign bonds issued in currencies other than the U.S. dollar (but hedged by Vanguard to minimize foreign currency exposure).

Primary Risks

The Fund is subject to the risks associated with the stock and bond markets, any of which could cause an investor to lose money. However, because bonds usually are less volatile than stocks, and because the Fund invests a significant portion of its assets in fixed income securities, the Fund's overall level of risk should be moderate.

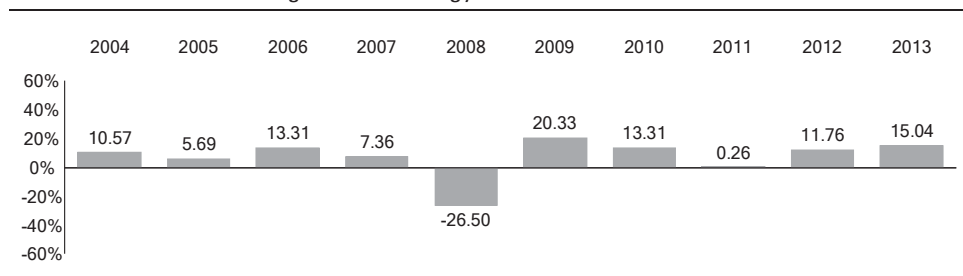
- With a target allocation of approximately 60% of its assets in stocks, the Fund is proportionately subject to *stock market risk*, which is the chance that stock prices overall will decline. Stock markets tend to move in cycles, with periods of rising prices and periods of falling prices. The Fund is also subject to the following risks associated with investments in foreign stocks: *country/regional risk*, which is the chance that world events—such as political upheaval, financial troubles, or natural disasters—will adversely affect the value of securities issued by companies in foreign countries or regions; and *currency risk*, which is the chance that the value of a foreign investment, measured in U.S. dollars, will decrease because of unfavorable changes in currency exchange rates. Country/regional risk and currency risk are especially high in emerging markets.
- With a target allocation of approximately 40% of its assets in bonds, the Fund is proportionately subject to bond risks, including: *interest rate risk*, which is the chance that bond prices will decline because of rising interest rates; *credit risk*, which is the chance that the issuer of a security will fail to pay interest and principal in a timely manner, or that negative perceptions of the issuer's ability to make such payments will cause the price of that security to decline, thus reducing the underlying fund's return; and *income risk*, which is the chance that an underlying fund's income will decline because of falling interest rates. If an underlying fund holds securities that are callable, the underlying fund's income may decline because of *call risk*, which is the chance that during periods of falling interest rates, issuers of callable bonds may call (redeem) securities with higher coupons or interest rates before their maturity dates. An underlying fund would then lose any price appreciation above the bond's call price and would be forced to reinvest the unanticipated proceeds at lower interest rates, resulting in a decline in the underlying fund's income. For mortgage-backed securities, this risk is known as *prepayment risk*. The Fund is also subject to the following risks associated with investments in currency-hedged foreign bonds: *country/regional risk*, which is the chance that world events—such as political upheaval, financial troubles, or natural disasters—will adversely affect the value of securities issued by foreign governments, government agencies, or companies; and *currency hedging risk*, which is the chance that the currency hedging transactions entered into by the underlying international bond fund may not perfectly offset the fund's foreign currency exposure.

An investment in the Fund is not a deposit of a bank and is not insured or guaranteed by the Federal Deposit Insurance Corporation or any other government agency.

Annual Total Returns

The following bar chart and table are intended to help you understand the risks of investing in the Fund. The bar chart shows how the performance of the Fund has varied from one calendar year to another over the periods shown. The table shows how the average annual total returns of the Fund compare with those of relevant market indexes and a composite stock/bond index, which have investment characteristics similar to those of the Fund. Keep in mind that the Fund's past performance (before and after taxes) does not indicate how the Fund will perform in the future. Updated performance information is available on our website at vanguard.com/performance or by calling Vanguard toll-free at 800-662-7447.

Annual Total Returns — Vanguard LifeStrategy Moderate Growth Fund Investor Shares



During the periods shown in the bar chart, the highest return for a calendar quarter was 12.20% (quarter ended September 30, 2009), and the lowest return for a quarter was -14.19% (quarter ended December 31, 2008).

Average Annual Total Returns for Periods Ended December 31, 2013

	1 Year	5 Years	10 Years
Vanguard LifeStrategy Moderate Growth Fund Investor Shares			
Return Before Taxes	15.04%	11.94%	6.27%
Return After Taxes on Distributions	14.21	11.18	5.52
Return After Taxes on Distributions and Sale of Fund Shares	8.78	9.38	4.84
Comparative Indexes (reflect no deduction for fees, expenses, or taxes)			
Barclays U.S. Aggregate Bond Index	-2.02%	4.44%	4.55%
Barclays U.S. Aggregate Float Adjusted Index	-1.97	—	—
Dow Jones U.S. Total Stock Market Float Adjusted Index	33.47	18.86	8.09
Moderate Growth Composite Index	15.36	12.17	6.66

Actual after-tax returns depend on your tax situation and may differ from those shown in the preceding table. When after-tax returns are calculated, it is assumed that the shareholder was in the highest individual federal marginal income tax bracket at the time of each distribution of income or capital gains or upon redemption. State and local income taxes are not reflected in the calculations. Please note that after-tax returns are not relevant for a shareholder who holds fund shares in a tax-deferred account, such as an individual retirement account or a 401(k) plan. Also, figures captioned *Return After Taxes on Distributions and Sale of Fund Shares* may be higher than other figures for the same period if a capital loss occurs upon redemption and results in an assumed tax deduction for the shareholder.

Investment Advisor

The Fund does not employ an investment advisor, but benefits from the investment advisory services provided to the underlying funds in which it invests. The investment advisor to the underlying funds is The Vanguard Group, Inc.

Portfolio Manager

The Fund does not employ a portfolio manager. Rather, the Fund's board of trustees decides how to allocate the Fund's assets among the underlying funds.

Purchase and Sale of Fund Shares

You may purchase or redeem shares online through our website (*vanguard.com*), by mail (The Vanguard Group, P.O. Box 1110, Valley Forge, PA 19482-1110), or by telephone (800-662-2739). The following table provides the Fund's minimum initial and subsequent investment requirements.

Account Minimums	Investor Shares
To open and maintain an account	\$3,000
To add to an existing account	Generally \$100 (other than by Automatic Investment Plan, which has no established minimum)

Tax Information

The Fund's distributions may be taxable as ordinary income or capital gain. If you are investing through a tax-deferred retirement account, such as an IRA, special tax rules apply.

Payments to Financial Intermediaries

The Fund does not pay financial intermediaries for sales of Fund shares.

Vanguard LifeStrategy Growth Fund

Investment Objective

The Fund seeks to provide capital appreciation and some current income.

Fees and Expenses

The following table describes the fees and expenses you may pay if you buy and hold shares of the Fund.

Shareholder Fees

(Fees paid directly from your investment)

Sales Charge (Load) Imposed on Purchases	None
Purchase Fee	None
Sales Charge (Load) Imposed on Reinvested Dividends	None
Redemption Fee	None
Account Service Fee (for certain fund account balances below \$10,000)	\$20/year

Annual Fund Operating Expenses

(Expenses that you pay each year as a percentage of the value of your investment)

Management Fees	None
12b-1 Distribution Fee	None
Other Expenses	None
Acquired Fund Fees and Expenses	0.17%
Total Annual Fund Operating Expenses	0.17%

Example

The following example is intended to help you compare the cost of investing in the Fund (based on the fees and expenses of the acquired funds) with the cost of investing in other mutual funds. It illustrates the hypothetical expenses that you would incur over various periods if you invest \$10,000 in the Fund's shares. This example assumes that the Fund provides a return of 5% a year and that total annual fund operating expenses of the Fund and its underlying funds remain as stated in the preceding table. The results apply whether or not you redeem your investment at the end of the given period. Although your actual costs may be higher or lower, based on these assumptions your costs would be:

1 Year	3 Years	5 Years	10 Years
\$17	\$55	\$96	\$217

Portfolio Turnover

The Fund may pay transaction costs, such as purchase fees, when it buys and sells securities (or "turns over" its portfolio). A higher portfolio turnover rate may indicate higher transaction costs and may result in more taxes when Fund shares are held in a taxable account. These costs, which are not reflected in annual fund operating expenses or in the previous expense example, reduce the Fund's performance. During the most recent fiscal year, the Fund's portfolio turnover rate was 9%.

Primary Investment Strategies

The Fund invests in other Vanguard mutual funds according to a fixed formula that reflects an allocation of approximately 80% of the Fund's assets to common stocks and 20% to bonds. The targeted percentage of the Fund's assets allocated to each of the underlying funds is:

- Vanguard Total Stock Market Index Fund 56%
- Vanguard Total International Stock Index Fund 24%
- Vanguard Total Bond Market II Index Fund 16%
- Vanguard Total International Bond Index Fund 4%

The Fund's indirect stock holdings are a diversified mix of U.S. and foreign large-, mid-, and small-capitalization stocks. The Fund's indirect bond holdings are a diversified mix of short-, intermediate-, and long-term U.S. government, U.S. agency, and investment-grade U.S. corporate bonds; mortgage-backed and asset-backed securities; and government, agency, corporate, and securitized investment-grade foreign bonds issued in currencies other than the U.S. dollar (but hedged by Vanguard to minimize foreign currency exposure).

Primary Risks

The Fund is subject to the risks associated with the stock and bond markets, any of which could cause an investor to lose money. However, because stocks usually are more volatile than bonds, and because the Fund invests most of its assets in stocks, the Fund's overall level of risk should be moderate to high.

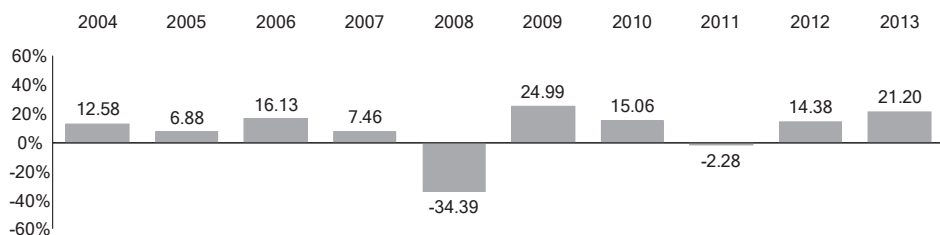
- With a target allocation of approximately 80% of its assets in stocks, the Fund is proportionately subject to *stock market risk*, which is the chance that stock prices overall will decline. Stock markets tend to move in cycles, with periods of rising prices and periods of falling prices. The Fund is also subject to the following risks associated with investments in foreign stocks: *country/regional risk*, which is the chance that world events—such as political upheaval, financial troubles, or natural disasters—will adversely affect the value of securities issued by companies in any foreign countries or regions; and *currency risk*, which is the chance that the value of a foreign investment, measured in U.S. dollars, will decrease because of unfavorable changes in currency exchange rates. Country/regional risk and currency risk are especially high in emerging markets.
- With a target allocation of approximately 20% of its assets in bonds, the Fund is proportionately subject to bond risks, including: *interest rate risk*, which is the chance that bond prices will decline because of rising interest rates; *credit risk*, which is the chance that the issuer of a security will fail to pay interest and principal in a timely manner, or that negative perceptions of the issuer's ability to make such payments will cause the price of that security to decline, thus reducing the underlying fund's return; and *income risk*, which is the chance that an underlying fund's income will decline because of falling interest rates. If an underlying fund holds securities that are callable, the underlying fund's income may decline because of *call risk*, which is the chance that during periods of falling interest rates, issuers of callable bonds may call (redeem) securities with higher coupons or interest rates before their maturity dates. An underlying fund would then lose any price appreciation above the bond's call price and would be forced to reinvest the unanticipated proceeds at lower interest rates, resulting in a decline in the underlying fund's income. For mortgage-backed securities, this risk is known as *prepayment risk*. The Fund is also subject to the following risks associated with investments in currency-hedged foreign bonds: *country/regional risk*, which is the chance that world events—such as political upheaval, financial troubles, or natural disasters—will adversely affect the value of securities issued by foreign governments, government agencies, or companies; and *currency hedging risk*, which is the chance that the currency hedging transactions entered into by the underlying international bond fund may not perfectly offset the fund's foreign currency exposure.

An investment in the Fund is not a deposit of a bank and is not insured or guaranteed by the Federal Deposit Insurance Corporation or any other government agency.

Annual Total Returns

The following bar chart and table are intended to help you understand the risks of investing in the Fund. The bar chart shows how the performance of the Fund has varied from one calendar year to another over the periods shown. The table shows how the average annual total returns of the Fund compare with those of relevant market indexes and a composite stock/bond index, which have investment characteristics similar to those of the Fund. Keep in mind that the Fund's past performance (before and after taxes) does not indicate how the Fund will perform in the future. Updated performance information is available on our website at vanguard.com/performance or by calling Vanguard toll-free at 800-662-7447.

Annual Total Returns — Vanguard LifeStrategy Growth Fund Investor Shares



During the periods shown in the bar chart, the highest return for a calendar quarter was 15.71% (quarter ended June 30, 2009), and the lowest return for a quarter was -19.45% (quarter ended December 31, 2008).

Average Annual Total Returns for Periods Ended December 31, 2013

	1 Year	5 Years	10 Years
Vanguard LifeStrategy Growth Fund Investor Shares			
Return Before Taxes	21.20%	14.27%	6.74%
Return After Taxes on Distributions	20.42	13.68	6.21
Return After Taxes on Distributions and Sale of Fund Shares	12.33	11.42	5.37
Comparative Indexes (reflect no deduction for fees, expenses, or taxes)			
Dow Jones U.S. Total Stock Market Float Adjusted Index	33.47%	18.86%	8.09%
FTSE Global All Cap ex US Index	15.59	13.75	8.31
Growth Composite Index	21.58	14.47	7.14

Actual after-tax returns depend on your tax situation and may differ from those shown in the preceding table. When after-tax returns are calculated, it is assumed that the shareholder was in the highest individual federal marginal income tax bracket at the time of each distribution of income or capital gains or upon redemption. State and local income taxes are not reflected in the calculations. Please note that after-tax returns are not relevant for a shareholder who holds fund shares in a tax-deferred account, such as an individual retirement account or a 401(k) plan. Also, figures captioned *Return After Taxes on Distributions and Sale of Fund Shares* may be higher than other figures for the same period if a capital loss occurs upon redemption and results in an assumed tax deduction for the shareholder.

Investment Advisor

The Fund does not employ an investment advisor, but benefits from the investment advisory services provided to the underlying funds in which it invests. The investment advisor to the underlying funds is The Vanguard Group, Inc.

Portfolio Manager

The Fund does not employ a portfolio manager. Rather, the Fund's board of trustees decides how to allocate the Fund's assets among the underlying funds.

Purchase and Sale of Fund Shares

You may purchase or redeem shares online through our website (*vanguard.com*), by mail (The Vanguard Group, P.O. Box 1110, Valley Forge, PA 19482-1110), or by telephone (800-662-2739). The following table provides the Fund's minimum initial and subsequent investment requirements.

Account Minimums	Investor Shares
To open and maintain an account	\$3,000
To add to an existing account	Generally \$100 (other than by Automatic Investment Plan, which has no established minimum)

Tax Information

The Fund's distributions may be taxable as ordinary income or capital gain. If you are investing through a tax-deferred retirement account, such as an IRA, special tax rules apply.

Payments to Financial Intermediaries


The Fund does not pay financial intermediaries for sales of Fund shares.

Investing in Vanguard LifeStrategy Funds

This prospectus provides information about the Vanguard LifeStrategy Funds, a group of mutual funds that separately invest fixed percentages of assets in four other Vanguard stock and bond mutual funds. Because the Funds invest in other funds, rather than in individual securities, each Fund is considered a “fund of funds.”

The LifeStrategy Funds offer four distinct choices for different investment styles and life stages. Because an investor’s risk tolerance, investment goals, investment time horizon, and financial circumstances are subject to change over time, the LifeStrategy Funds offer alternative strategies for attaining capital growth and income. The allocation to stocks and bonds in each LifeStrategy Fund reflects its greater or lesser emphasis on pursuing current income or growth of capital.

More on the Funds

This prospectus describes the primary risks you would face as a Fund shareholder. It is important to keep in mind one of the main axioms of investing: generally, the higher the risk of losing money, the higher the potential reward. The reverse, also, is generally true: the lower the risk, the lower the potential reward. As you consider an investment in any mutual fund, you should take into account your personal tolerance for fluctuations in the securities markets. Look for this  symbol throughout the prospectus. It is used to mark detailed information about the more significant risks that you would confront as a Fund shareholder. To highlight terms and concepts important to mutual fund investors, we have provided Plain Talk® explanations along the way. Reading the prospectus will help you decide whether a Fund is the right investment for you. We suggest that you keep this prospectus for future reference.

Plain Talk About Costs of Investing

Costs are an important consideration in choosing a mutual fund. That is because you, as a shareholder, pay a proportionate share of the costs of operating a fund, plus any transaction costs incurred when the fund buys or sells securities. These costs can erode a substantial portion of the gross income or the capital appreciation a fund achieves. Even seemingly small differences in expenses can, over time, have a dramatic effect on a fund’s performance.

The following sections explain the primary investment strategies and policies that each Fund uses in pursuit of its objective. The Fund’s board of trustees, which oversees the Fund’s management, may change investment strategies or policies in the interest of shareholders without a shareholder vote, unless those strategies or policies are designated as fundamental. As “funds of funds,” the LifeStrategy Funds achieve their investment objectives by investing in other Vanguard mutual funds.

Through its investments in underlying funds, each LifeStrategy Fund indirectly owns a diversified portfolio of stocks and bonds.

Plain Talk About Fund of Funds

The term “fund of funds” is used to describe a mutual fund that pursues its objective by investing in other mutual funds. A fund of funds may charge for its own direct expenses, in addition to bearing a proportionate share of the expenses charged by the underlying funds in which it invests. A fund of funds is best suited for long-term investors.

Asset Allocation Framework

Asset allocation—that is, dividing your investment among stocks and bonds—is one of the most critical decisions you can make as an investor. The best mix for you will depend on your personal investment objective, time horizon, and risk tolerance. The LifeStrategy Funds offer four preset asset allocation strategies, and so provide shareholders with a simple way to meet typical investment needs at different stages of life.

Each Fund invests in four underlying Vanguard funds to pursue a target allocation of stocks and bonds. The following table illustrates the targeted asset allocation for each Fund:

	Stocks	Bonds
LifeStrategy Income Fund	20%	80%
LifeStrategy Conservative Growth Fund	40%	60%
LifeStrategy Moderate Growth Fund	60%	40%
LifeStrategy Growth Fund	80%	20%

Market Exposure

Each LifeStrategy Fund invests in a different proportion of four Vanguard funds—two equity funds and two bond funds. Designed as a balanced fund of funds for long-term investors, each Vanguard LifeStrategy Fund is diversified in terms of both asset class and investment style.

Stocks

By owning shares of two Vanguard stock mutual funds, each LifeStrategy Fund indirectly invests, to varying degrees, in U.S. stocks, with an emphasis on large-cap

stocks. To a lesser extent, each LifeStrategy Fund also invests in mid- and small-cap U.S. stocks and foreign stocks.



Each Fund is subject to stock market risk, which is the chance that stock prices overall will decline. Stock markets tend to move in cycles, with periods of rising prices and periods of falling prices. In addition, investments in foreign stocks can be riskier than U.S. stock investments. The prices of foreign stocks and the prices of U.S. stocks have, at times, moved in opposite directions.

To illustrate the volatility of stock prices, the following table shows the best, worst, and average annual total returns for the U.S. stock market over various periods as measured by the Standard & Poor's 500 Index, a widely used barometer of U.S. market activity. (Total returns consist of dividend income plus change in market price.) Note that the returns shown do not include the costs of buying and selling stocks or other expenses that a real-world investment portfolio would incur.

U.S. Stock Market Returns (1926–2013)

	1 Year	5 Years	10 Years	20 Years
Best	54.2%	28.6%	19.9%	17.8%
Worst	-43.1	-12.4	-1.4	3.1
Average	12.0	9.9	10.4	11.1

The table covers all of the 1-, 5-, 10-, and 20-year periods from 1926 through 2013. You can see, for example, that although the average annual return on common stocks for *all* of the 5-year periods was 9.9%, average annual returns for *individual* 5-year periods ranged from -12.4% (from 1928 through 1932) to 28.6% (from 1995 through 1999). These average annual returns reflect *past* performance of common stocks; you should not regard them as an indication of *future* performance of either the stock market as a whole or the Funds in particular.

Through its investment in one underlying fund (Vanguard Total Stock Market Index Fund), each Fund indirectly holds a representative sample of the stocks that make up the CRSP US Total Market Index, which measures the investment return of the overall stock market.

Keep in mind that a portion of the market value of the CRSP US Total Market Index (approximately 24% as of October 31, 2013) is made up of securities not included in the S&P 500 Index. These securities are overwhelmingly mid- and small-cap stocks. Historically, mid- and small-cap stocks have been more volatile than—and at times have performed quite differently from—large-cap stocks. This volatility is the result of several factors, including the fact that smaller companies often have fewer customers

and financial resources than larger firms. These characteristics can make mid-size and small companies more sensitive to economic conditions, leading to less certain growth and dividend prospects.

Stocks of publicly traded companies and funds that invest in stocks are often classified according to market value, or market capitalization. These classifications typically include small-cap, mid-cap, and large-cap. It is important to understand that, for both companies and stock funds, market-capitalization ranges change over time. Also, interpretations of size vary, and there are no “official” definitions of small-, mid-, and large-cap, even among Vanguard fund advisors. As of the calendar year ended December 31, 2013, the stocks in the underlying *domestic* equity fund had an asset-weighted median market capitalization of approximately \$45.6 billion. The stocks in the underlying *international* equity fund had an asset-weighted median market capitalization of approximately \$27.6 billion.

By owning shares of Vanguard Total International Stock Index Fund, each LifeStrategy Fund is subject to risks associated with investments in foreign stocks.



Each Fund is subject to country/regional risk and currency risk. Country/regional risk is the chance that world events—such as political upheaval, financial troubles, or natural disasters—will adversely affect the value of securities issued by companies in foreign countries or regions. Currency risk is the chance that the value of a foreign investment, measured in U.S. dollars, will decrease because of unfavorable changes in currency exchange rates. Country/regional risk and currency risk are especially high in emerging markets.

Plain Talk About International Investing

U.S. investors who invest abroad will encounter risks not typically associated with U.S. companies because foreign stock and bond markets operate differently from the U.S. markets. For instance, foreign companies are not subject to the same accounting, auditing, and financial-reporting standards and practices as U.S. companies, and their stocks may not be as liquid as those of similar U.S. firms. In addition, foreign stock exchanges, brokers, and companies may be subject to less government supervision and regulation than their counterparts in the United States. These factors, among others, could negatively affect the returns U.S. investors receive from foreign investments.

Bonds

By owning shares of two Vanguard bond mutual funds, each LifeStrategy Fund indirectly invests, to varying degrees, in U.S. government, agency, and corporate bonds; mortgage-backed and asset-backed securities; and currency-hedged foreign bonds.



Each Fund is subject to interest rate risk, which is the chance that bond prices will decline because of rising interest rates. Interest rate risk should be low for short-term bonds, moderate for intermediate-term bonds, and high for long-term bonds.

Although bonds are often thought to be less risky than stocks, there have been periods when bond prices have fallen significantly because of rising interest rates. For instance, prices of long-term bonds fell by almost 48% between December 1976 and September 1981.

To illustrate the relationship between bond prices and interest rates, the following table shows the effect of a 1% and a 2% change (both up and down) in interest rates on the values of three noncallable (i.e., they cannot be redeemed by the issuer) bonds of different maturities, each with a face value of \$1,000.

How Interest Rate Changes Affect the Value of a \$1,000 Bond¹

Type of Bond (Maturity)	After a 1% <i>Increase</i>	After a 1% <i>Decrease</i>	After a 2% <i>Increase</i>	After a 2% <i>Decrease</i>
Short-Term (2.5 years)	\$977	\$1,024	\$954	\$1,049
Intermediate-Term (10 years)	922	1,086	851	1,180
Long-Term (20 years)	874	1,150	769	1,328

¹ Assuming a 4% coupon.

These figures are for illustration only; you should not regard them as an indication of future performance of the bond market as a whole or the Funds in particular.

Changes in interest rates can affect bond *income* as well as bond *prices*.

Plain Talk About Bonds and Interest Rates

As a rule, when interest rates rise, bond prices fall. The opposite is also true: Bond prices go up when interest rates fall. Why do bond prices and interest rates move in opposite directions? Let's assume that you hold a bond offering a 4% yield. A year later, interest rates are on the rise and bonds of comparable quality and maturity are offered with a 5% yield. With higher-yielding bonds available, you would have trouble selling your 4% bond for the price you paid—you would probably have to lower your asking price. On the other hand, if interest rates were falling and 3% bonds were being offered, you should be able to sell your 4% bond for more than you paid.

How mortgage-backed securities are different: In general, declining interest rates will not lift the prices of mortgage-backed securities—such as GNMA—as much as the prices of comparable bonds. Why? Because when interest rates fall, the bond market tends to discount the prices of mortgage-backed securities for prepayment risk—the possibility that homeowners will refinance their mortgages at lower rates and cause the bonds to be paid off prior to maturity. In part to compensate for this prepayment possibility, mortgage-backed securities tend to offer higher yields than other bonds of comparable credit quality and maturity.

Plain Talk About Bond Maturities

A bond is issued with a specific maturity date—the date when the issuer must pay back the bond's principal (face value). Bond maturities range from less than 1 year to more than 30 years. Typically, the longer a bond's maturity, the more price risk you, as a bond investor, face as interest rates rise—but also the higher yield you could receive. Longer-term bonds are more suitable for investors willing to take a greater risk of price fluctuations to get higher and more stable interest income. Shorter-term bond investors should be willing to accept lower yields and greater income variability in return for less fluctuation in the value of their investment.



Each Fund is subject to call risk, which is the chance that during periods of falling interest rates, issuers of callable bonds may call (redeem) securities with higher coupons or interest rates before their maturity dates. An underlying fund would then lose any price appreciation above the bond's call price and would be forced to reinvest the unanticipated proceeds at lower interest rates, resulting in a decline in the underlying fund's income. For mortgage-backed securities, this risk is known as prepayment risk.

Because Vanguard Total Bond Market II Index Fund invests only a portion of its assets in callable bonds and mortgage-backed securities, call/prepayment risk for each Fund should be low to moderate.



Each Fund is subject to credit risk, which is the chance that the issuer of a security will fail to pay interest and principal in a timely manner or that negative perceptions of the issuer's ability to make such payments will cause the price of that security to decline, thus reducing the underlying fund's return.

The credit quality of most of the bonds held by the underlying funds is expected to be very high, and thus credit risk for the LifeStrategy Funds should be low.



Each Fund is subject to income risk, which is the chance that an underlying fund's income will decline because of falling interest rates. A fund holding bonds will experience a decline in income when interest rates fall because the fund then must invest new cash flow and cash from maturing bonds in lower-yielding bonds. Income risk is generally higher for funds holding short-term bonds and lower for funds holding long-term bonds.

To a limited extent, the Funds are also indirectly exposed to event risk, which is the chance that corporate fixed income securities held by the underlying funds will suffer a substantial decline in credit quality and market value because of a corporate restructuring.

By owning shares of Vanguard Total International Bond Index Fund, each LifeStrategy Fund is subject to risks associated with investments in currency-hedged foreign bonds.



Each Fund is subject to country/regional risk and currency hedging risk. Country/regional risk is the chance that world events—such as political upheaval, financial troubles, or natural disasters—will adversely affect the value of securities issued by foreign governments, government agencies, or companies. Currency hedging risk is the chance that the currency hedging transactions entered into by the underlying international bond fund may not perfectly offset the fund's foreign currency exposure.

Security Selection

Each Fund seeks to achieve its objective by investing in fixed percentages of four underlying Vanguard funds. The following table shows the targeted percentages for each Fund.

Underlying Vanguard Fund	LifeStrategy Fund			
	Income	Conservative Growth	Moderate Growth	Growth
Total Stock Market Index Fund	14%	28%	42%	56%
Total International Stock Index Fund	6	12	18	24
Total Bond Market II Index Fund	64	48	32	16
Total International Bond Index Fund	16	12	8	4
Totals	100%	100%	100%	100%

The Vanguard LifeStrategy Funds' board of trustees allocates each Fund's assets among the underlying funds based on the Fund's investment objective and policies. The board may change these allocations from time to time without shareholder approval. The Funds' investments in the underlying funds may be affected by other factors as well. For example, an underlying fund may stop accepting or may limit additional investments, forcing the Funds to invest in a different underlying fund.

The following paragraphs briefly describe the underlying Vanguard funds in which the Funds invest.

- *Vanguard Total Stock Market Index Fund* seeks to track the performance of the CRSP US Total Market Index, which represents approximately 100% of the investable U.S. stock market and includes large-, mid-, small-, and micro-cap stocks regularly traded on the New York Stock Exchange and Nasdaq. The fund invests by sampling the Index, meaning that it holds a broadly diversified collection of securities that, in the aggregate, approximates the full Index in terms of key characteristics.
- *Vanguard Total International Stock Index Fund* seeks to track the performance of the FTSE Global All Cap ex US Index, a free-float-adjusted market-capitalization-weighted index designed to measure equity market performance of companies located in developed and emerging markets, excluding the United States. The Index includes more than 5,300 stocks of companies located in 46 countries. The Index is most heavily weighted in Japan, the United Kingdom, Canada, Australia, and France.
- *Vanguard Total Bond Market II Index Fund* seeks to track the performance of the Barclays U.S. Aggregate Float Adjusted Index by investing in a representative sample of bonds included in the Index. The Index represents a wide spectrum of public, investment-grade, taxable, fixed income securities in the United States—including government, corporate, and international dollar-denominated bonds, as well as mortgage-backed and asset-backed securities—all with maturities of more than 1 year.

The fund maintains a dollar-weighted average maturity consistent with that of the Index, which generally ranges between 5 and 10 years.

- *Vanguard Total International Bond Index Fund* seeks to track the performance of the Barclays Global Aggregate ex-USD Float Adjusted RIC Capped Index (USD Hedged) by investing in a representative sample of securities included in the Index. The Index provides a broad-based measure of the global, investment-grade, fixed-rate debt markets. The Index includes government, government agency, corporate, and securitized investment-grade foreign bonds, all issued in currencies other than the U.S. dollar and with maturities of more than 1 year. The fund maintains a dollar-weighted average maturity consistent with that of the Index, which generally ranges between 5 and 10 years. To minimize the currency risk associated with investment in bonds denominated in currencies other than the U.S. dollar, the fund will attempt to hedge its foreign currency exposure.

Through their investments in the underlying index funds, each LifeStrategy Fund is subject, to a limited extent, to index sampling risk. Index sampling risk is the chance that the securities selected for an underlying fund, in the aggregate, will not provide investment performance matching that of the underlying fund's target index.

Other Investment Policies and Risks

Each underlying fund may invest, to a limited extent, in derivatives. In addition, the LifeStrategy Funds may invest, to a limited extent, in stock and bond futures, which are types of derivatives. Each Fund will use futures both to facilitate the periodic rebalancing of the Fund's portfolio to maintain its target asset allocation and to allow the Fund to remain fully invested in accordance with its investment strategies. Generally speaking, a derivative is a financial contract whose value is based on the value of a financial asset (such as a stock, a bond, or a currency), a physical asset (such as gold, oil, or wheat), a market index (such as the S&P 500 Index), or a reference rate (such as LIBOR). Investments in derivatives may subject the funds to risks different from, and possibly greater than, those of investments directly in the underlying securities, assets, or market indexes. The funds will not use derivatives for speculation or for the purpose of leveraging (magnifying) investment returns.

Cash Management

Each Fund's daily cash balance may be invested in one or more Vanguard CMT Funds, which are very low-cost money market funds. When investing in a Vanguard CMT Fund, each Fund bears its proportionate share of the at-cost expenses of the CMT Fund in which it invests.

Temporary Investment Measures

Each underlying fund may temporarily depart from its normal investment policies and strategies when the fund's advisor believes that doing so is in the fund's best interest, so long as the alternative is consistent with the fund's investment objective. For instance, the fund may invest beyond its normal limits in derivatives or exchange-traded funds that are consistent with the fund's objective when those instruments are more favorably priced or provide needed liquidity, as might be the case when the fund receives large cash flows that it cannot prudently invest immediately.

Frequent Trading or Market-Timing

Background. Some investors try to profit from strategies involving frequent trading of mutual fund shares, such as market-timing. For funds holding foreign securities, investors may try to take advantage of an anticipated difference between the price of the fund's shares and price movements in overseas markets, a practice also known as time-zone arbitrage. Investors also may try to engage in frequent trading of funds holding investments such as small-cap stocks and high-yield bonds. As money is shifted into and out of a fund by a shareholder engaging in frequent trading, the fund incurs costs for buying and selling securities, resulting in increased brokerage and administrative costs. These costs are borne by *all* fund shareholders, including the long-term investors who do not generate the costs. In addition, frequent trading may interfere with an advisor's ability to efficiently manage the fund.

Policies to address frequent trading. The Vanguard funds (other than money market funds and short-term bond funds, but including Vanguard Short-Term Inflation-Protected Securities Index Fund) do not knowingly accommodate frequent trading. The board of trustees of each Vanguard fund (other than money market funds and short-term bond funds, but including Vanguard Short-Term Inflation-Protected Securities Index Fund) has adopted policies and procedures reasonably designed to detect and discourage frequent trading and, in some cases, to compensate the fund for the costs associated with it. These policies and procedures do not apply to Vanguard ETF[®] Shares because frequent trading in ETF Shares does not disrupt portfolio management or otherwise harm fund shareholders. Although there is no assurance that Vanguard will be able to detect or prevent frequent trading or market-timing in all circumstances, the following policies have been adopted to address these issues:

- Each Vanguard fund reserves the right to reject any purchase request—including exchanges from other Vanguard funds—without notice and regardless of size. For example, a purchase request could be rejected because the investor has a history of frequent trading or if Vanguard determines that such purchase may negatively affect a fund's operation or performance.
- Each Vanguard fund (other than money market funds and short-term bond funds, but including Vanguard Short-Term Inflation-Protected Securities Index Fund) generally prohibits, except as otherwise noted in the **Investing With Vanguard** section, an

investor's purchases or exchanges into a fund account for 60 calendar days after the investor has redeemed or exchanged out of that fund account.

- Certain Vanguard funds charge shareholders purchase and/or redemption fees on transactions.

See the **Investing With Vanguard** section of this prospectus for further details on Vanguard's transaction policies.

Each Vanguard fund (other than money market funds), in determining its net asset value, will use fair-value pricing when appropriate, as described in the *Share Price* section. Fair-value pricing may reduce or eliminate the profitability of certain frequent-trading strategies.

Do not invest with Vanguard if you are a market-timer.

Turnover Rate

Although each Fund generally seeks to invest for the long term, a Fund may sell shares of the underlying funds regardless of how long they have been held. The **Financial Highlights** section of this prospectus shows historical turnover rates for the Funds. A turnover rate of 100%, for example, would mean that a Fund had sold and replaced shares of the underlying funds valued at 100% of its net assets within a one-year period. The addition of Vanguard Total International Bond Index Fund as an underlying fund investment in 2013 resulted in an increase in the turnover rate for the LifeStrategy Income Fund.

The Funds and Vanguard

Each Fund is a member of The Vanguard Group, a family of more than 170 mutual funds holding assets of approximately \$2.3 trillion. All of the funds that are members of The Vanguard Group (other than funds of funds) share in the expenses associated with administrative services and business operations, such as personnel, office space, and equipment.

Vanguard Marketing Corporation provides marketing services to the funds. Although shareholders do not pay sales commissions or 12b-1 distribution fees, each fund (other than a fund of funds) or each share class of a fund (in the case of a fund with multiple share classes) pays its allocated share of the Vanguard funds' marketing costs.

According to an agreement applicable to the LifeStrategy Funds and Vanguard, the Funds' direct expenses will be offset by Vanguard for (1) the Funds' contributions to the costs of operating the underlying Vanguard funds in which the LifeStrategy Funds invest and (2) certain savings in administrative and marketing costs that Vanguard expects to derive from the Funds' operation.

The Funds' trustees believe that the offsets should be sufficient to cover most, if not all, of the direct expenses incurred by the Funds. As a result, each Fund is expected to operate at a very low or zero direct expense ratio. Since their inception, the Funds, in fact, have incurred no direct net expenses. Although the LifeStrategy Funds are not expected to incur any net expenses directly, the Funds' shareholders indirectly bear the expenses of the underlying Vanguard funds.

Plain Talk About Vanguard's Unique Corporate Structure

The Vanguard Group is truly a *mutual* mutual fund company. It is owned jointly by the funds it oversees and thus indirectly by the shareholders in those funds. Most other mutual funds are operated by management companies that may be owned by one person, by a private group of individuals, or by public investors who own the management company's stock. The management fees charged by these companies include a profit component over and above the companies' cost of providing services. By contrast, Vanguard provides services to its member funds on an at-cost basis, with no profit component, which helps to keep the funds' expenses low.

Investment Advisor

The LifeStrategy Funds do not employ an investment advisor. Rather, the Funds' board of trustees decides how to allocate each Fund's assets among the underlying funds. The investment advisor employed by each underlying fund is The Vanguard Group, Inc. (Vanguard), based in Valley Forge, Pennsylvania. Vanguard began operations in 1975 and as of October 31, 2013, served as advisor for approximately \$2 trillion in assets.

For additional information on the investment advisor, please refer to each underlying fund's prospectus.

Dividends, Capital Gains, and Taxes

Fund Distributions

Each Fund distributes to shareholders virtually all of its net income as well as any net capital gains realized from the sale of its holdings or received as capital gains distributions from the underlying funds. Income dividends for the LifeStrategy Income and LifeStrategy Conservative Growth Funds generally are distributed quarterly in March, June, September, and December; income dividends for the LifeStrategy Moderate Growth and LifeStrategy Growth Funds generally are distributed semiannually in June and December. Capital gains distributions, if any, generally occur annually in December. You can receive distributions of income or capital gains in cash, or you can have them automatically reinvested in more shares of the Fund.

Plain Talk About Buying a Dividend

Unless you are investing through a tax-deferred retirement account (such as an IRA), you should consider avoiding a purchase of fund shares shortly before the fund makes a distribution, because doing so can cost you money in taxes. This is known as “buying a dividend.” For example: On December 15, you invest \$5,000, buying 250 shares for \$20 each. If the fund pays a distribution of \$1 per share on December 16, its share price will drop to \$19 (not counting market change). You still have only \$5,000 (250 shares x \$19 = \$4,750 in share value, plus 250 shares x \$1 = \$250 in distributions), but you *owe tax* on the \$250 distribution you received—even if you reinvest it in more shares. To avoid buying a dividend, check a fund’s distribution schedule before you invest.

Basic Tax Points

Vanguard will send you a statement each year showing the tax status of all your distributions. In addition, investors in taxable accounts should be aware of the following basic federal income tax points:

- Distributions are taxable to you whether or not you reinvest these amounts in additional Fund shares.
- Distributions declared in December—if paid to you by the end of January—are taxable as if received in December.
- Any dividend or short-term capital gains distributions that you receive are taxable to you as ordinary income. If you are an individual and meet certain holding-period requirements with respect to your Fund shares, you may be eligible for reduced tax rates on “qualified dividend income,” if any, distributed by the Fund.
- Any distributions of net long-term capital gains are taxable to you as long-term capital gains, no matter how long you have owned shares in the Fund.
- Capital gains distributions may vary considerably from year to year as a result of the Funds’ normal investment activities and cash flows.
- A sale or exchange of Fund shares is a taxable event. This means that you may have a capital gain to report as income, or a capital loss to report as a deduction, when you complete your tax return.

Individuals, trusts, and estates whose income exceeds certain threshold amounts are subject to a 3.8% Medicare contribution tax on “net investment income.” Net investment income takes into account distributions paid by the Fund and capital gains from any sale or exchange of Fund shares.

Dividend and capital gains distributions that you receive, as well as your gains or losses from any sale or exchange of Fund shares, may be subject to state and local income taxes.

This prospectus provides general tax information only. If you are investing through a tax-deferred retirement account, such as an IRA, special tax rules apply. Please consult your tax advisor for detailed information about any tax consequences for you.

General Information

Backup withholding. By law, Vanguard must withhold 28% of any taxable distributions or redemptions from your account if you do not:

- Provide us with your correct taxpayer identification number.
- Certify that the taxpayer identification number is correct.
- Confirm that you are not subject to backup withholding.

Similarly, Vanguard must withhold taxes from your account if the IRS instructs us to do so.

Foreign investors. Vanguard funds offered for sale in the United States (Vanguard U.S. funds), including the Funds offered in this prospectus, generally are not sold outside the United States, except to certain qualified investors. Non-U.S. investors should be aware that U.S. withholding and estate taxes and certain U.S. tax reporting requirements may apply to any investments in Vanguard U.S. funds. Foreign investors should visit the Non-U.S. Investors page on our website at vanguard.com for information on Vanguard's non-U.S. products.

Invalid addresses. If a dividend or capital gains distribution check mailed to your address of record is returned as undeliverable, Vanguard will automatically reinvest the distribution and all future distributions until you provide us with a valid mailing address. Reinvestments will receive the net asset value calculated on the date of the reinvestment.

Share Price

Share price, also known as *net asset value* (NAV), is calculated each business day as of the close of regular trading on the New York Stock Exchange, generally 4 p.m., Eastern time. The NAV per share is computed by dividing the total assets, minus liabilities, of each Fund by the number of Fund shares outstanding. On U.S. holidays or other days when the Exchange is closed, the NAV is not calculated, and the Funds do not sell or redeem shares. The underlying Vanguard funds in which the Funds invest also do not calculate their NAV on days when the Exchange is closed, but the value of their assets may be affected to the extent that they hold foreign securities that trade on foreign markets that are open.

Each Fund's NAV is calculated based upon the values of the underlying mutual funds in which the Fund invests. The values of the mutual fund shares held by a Fund are based on the NAVs of the shares. The values of any ETF shares held by a Fund are based on the market value of the shares. The prospectuses for the underlying funds explain the circumstances under which those funds will use fair-value pricing and the effects of doing so.

Vanguard fund share prices are published daily on our website at [vanguard.com/prices](https://www.vanguard.com/prices).

Financial Highlights

The following financial highlights tables are intended to help you understand each Fund's financial performance for the periods shown, and certain information reflects financial results for a single Fund share. The total returns in each table represent the rate that an investor would have earned or lost each period on an investment in the Fund (assuming reinvestment of all distributions). This information has been obtained from the financial statements audited by PricewaterhouseCoopers LLP, an independent registered public accounting firm, whose report—along with each Fund's financial statements—is included in the Funds' most recent annual report to shareholders. You may obtain a free copy of the latest annual or semiannual report by visiting vanguard.com or by contacting Vanguard by telephone or mail.

Plain Talk About How to Read the Financial Highlights Tables

This explanation uses the LifeStrategy Income Fund as an example. The Fund began fiscal year 2013 with a net asset value (price) of \$14.73 per share. During the year, the Fund earned \$0.294 per share from investment income, \$0.064 per share in capital gain distributions received, and \$0.189 per share from investments that had appreciated in value or that were sold for higher prices than the Fund paid for them.

Shareholders received \$0.807 per share in the form of dividend and capital gains distributions. A portion of each year's distributions may come from the prior year's income or capital gains.

The share price at the end of the year was \$14.47, reflecting earnings of \$0.547 per share and distributions of \$0.807 per share. This was a decrease of \$0.26 per share (from \$14.73 at the beginning of the year to \$14.47 at the end of the year). For a shareholder who reinvested the distributions in the purchase of more shares, the total return was 3.88% for the year.

As of October 31, 2013, the Fund had approximately \$2.9 billion in net assets. For the year, its acquired fund fees and expenses were 0.14%, and its net investment income amounted to 2.04% of its average net assets. The Fund sold and replaced securities valued at 25% of its net assets.

LifeStrategy Income Fund

For a Share Outstanding Throughout Each Period	Year Ended October 31,				
	2013	2012	2011	2010	2009
Net Asset Value, Beginning of Period	\$14.73	\$14.28	\$14.15	\$13.20	\$12.13
Investment Operations					
Net Investment Income	.294	.353	.357	.388	.440
Capital Gain Distributions Received	.064	.116	.059	—	—
Net Realized and Unrealized Gain (Loss) on Investments	.189	.429	.109	.954	1.081
Total from Investment Operations	.547	.898	.525	1.342	1.521
Distributions					
Dividends from Net Investment Income	(.293)	(.354)	(.361)	(.392)	(.451)
Distributions from Realized Capital Gains	(.514)	(.094)	(.034)	—	—
Total Distributions	(.807)	(.448)	(.395)	(.392)	(.451)
Net Asset Value, End of Period	\$14.47	\$14.73	\$14.28	\$14.15	\$13.20
Total Return¹	3.88%	6.41%	3.77%	10.32%	12.83%
Ratios/Supplemental Data					
Net Assets, End of Period (Millions)	\$2,904	\$2,750	\$2,402	\$2,251	\$1,784
Ratio of Total Expenses to Average Net Assets	—	—	—	—	—
Acquired Fund Fees and Expenses	0.14%	0.14%	0.18%	0.18%	0.23%
Ratio of Net Investment Income to Average Net Assets	2.04%	2.45%	2.52%	2.89%	3.55%
Portfolio Turnover Rate	25%	8% ²	43% ³	9%	27% ⁴

¹ Total returns do not include account service fees that may have applied in the periods shown.

² Excludes the value of mutual fund shares delivered and received in connection with a change in the Fund's investments from Vanguard Asset Allocation Fund to Vanguard Total Bond Market II Index Fund and Vanguard Total Stock Market Index Fund because those transactions were effected in kind and did not cause the Fund to incur transaction costs.

³ Excludes the value of mutual fund shares delivered and bonds received in connection with a change in the Fund's bond investments from Vanguard Short-Term Investment-Grade Fund to individual bonds because those transactions were effected in kind and did not cause the Fund to incur transaction costs.

⁴ Excludes the value of mutual fund shares delivered and received in connection with a change in the Fund's bond investments from Vanguard Total Bond Market Index Fund to Vanguard Total Bond Market II Index Fund because those transactions were effected in kind and did not cause the Fund to incur transaction costs.

LifeStrategy Conservative Growth Fund

For a Share Outstanding Throughout Each Period	Year Ended October 31,				
	2013	2012	2011	2010	2009
Net Asset Value, Beginning of Period	\$17.21	\$16.40	\$16.20	\$14.81	\$13.46
Investment Operations					
Net Investment Income	.369	.421	.374	.406	.439
Capital Gain Distributions Received	.055	.101	.049	—	—
Net Realized and Unrealized Gain (Loss) on Investments	1.109	.750	.179	1.392	1.359
Total from Investment Operations	1.533	1.272	.602	1.798	1.798
Distributions					
Dividends from Net Investment Income	(.367)	(.420)	(.378)	(.408)	(.448)
Distributions from Realized Capital Gains	(.336)	(.042)	(.024)	—	—
Total Distributions	(.703)	(.462)	(.402)	(.408)	(.448)
Net Asset Value, End of Period	\$18.04	\$17.21	\$16.40	\$16.20	\$14.81
Total Return¹	9.18%	7.88%	3.74%	12.30%	13.72%
Ratios/Supplemental Data					
Net Assets, End of Period (Millions)	\$8,644	\$7,359	\$6,553	\$6,316	\$5,487
Ratio of Total Expenses to Average Net Assets	—	—	—	—	—
Acquired Fund Fees and Expenses	0.15%	0.15%	0.19%	0.19%	0.24%
Ratio of Net Investment Income to Average Net Assets	2.12%	2.51%	2.27%	2.63%	3.23%
Portfolio Turnover Rate	19%	15% ²	46% ³	15%	29% ⁴

1 Total returns do not include account service fees that may have applied in the periods shown.

2 Excludes the value of mutual fund shares delivered and received in connection with a change in the Fund's investments from Vanguard Asset Allocation Fund to Vanguard Total Bond Market II Index Fund and Vanguard Total Stock Market Index Fund because those transactions were effected in kind and did not cause the Fund to incur transaction costs.

3 Excludes the value of mutual fund shares delivered and bonds received in connection with a change in the Fund's bond investments from Vanguard Short-Term Investment-Grade Fund to individual bonds because those transactions were effected in kind and did not cause the Fund to incur transaction costs.

4 Excludes the value of mutual fund shares delivered and received in connection with a change in the Fund's bond investments from Vanguard Total Bond Market Index Fund to Vanguard Total Bond Market II Index Fund because those transactions were effected in kind and did not cause the Fund to incur transaction costs.

LifeStrategy Moderate Growth Fund

For a Share Outstanding Throughout Each Period	Year Ended October 31,				
	2013	2012	2011	2010	2009
Net Asset Value, Beginning of Period	\$20.84	\$19.54	\$19.22	\$17.16	\$15.56
Investment Operations					
Net Investment Income	.475	.515	.406	.431	.450
Capital Gain Distributions Received	.044	.081	.042	—	—
Net Realized and Unrealized Gain (Loss) on Investments	2.430	1.173	.350	2.023	1.632
Total from Investment Operations	2.949	1.769	.798	2.454	2.082
Distributions					
Dividends from Net Investment Income	(.522)	(.439)	(.448)	(.394)	(.482)
Distributions from Realized Capital Gains	(.367)	(.030)	(.030)	—	—
Total Distributions	(.889)	(.469)	(.478)	(.394)	(.482)
Net Asset Value, End of Period	\$22.90	\$20.84	\$19.54	\$19.22	\$17.16
Total Return¹	14.66%	9.25%	4.14%	14.50%	13.82%
Ratios/Supplemental Data					
Net Assets, End of Period (Millions)	\$10,728	\$8,786	\$8,098	\$8,049	\$7,626
Ratio of Total Expenses to Average Net Assets	—	—	—	—	—
Acquired Fund Fees and Expenses	0.16%	0.16%	0.19%	0.19%	0.23%
Ratio of Net Investment Income to Average Net Assets	2.19%	2.56%	2.05%	2.37%	2.89%
Portfolio Turnover Rate	15%	15% ²	32%	17%	25% ³

1 Total returns do not include account service fees that may have applied in the periods shown.

2 Excludes the value of mutual fund shares delivered and received in connection with a change in the Fund's investments from Vanguard Asset Allocation Fund to Vanguard Total Bond Market II Index Fund and Vanguard Total Stock Market Index Fund because those transactions were effected in kind and did not cause the Fund to incur transaction costs.

3 Excludes the value of mutual fund shares delivered and received in connection with a change in the Fund's bond investments from Vanguard Total Bond Market Index Fund to Vanguard Total Bond Market II Index Fund because those transactions were effected in kind and did not cause the Fund to incur transaction costs.

LifeStrategy Growth Fund

For a Share Outstanding Throughout Each Period	Year Ended October 31,				
	2013	2012	2011	2010	2009
Net Asset Value, Beginning of Period	\$23.36	\$21.61	\$21.28	\$18.66	\$16.86
Investment Operations					
Net Investment Income	.569	.587	.401	.417	.423
Capital Gain Distributions Received	.025	.045	.018	—	—
Net Realized and Unrealized Gain (Loss) on Investments	4.013	1.603	.364	2.573	1.818
Total from Investment Operations	4.607	2.235	.783	2.990	2.241
Distributions					
Dividends from Net Investment Income	(.631)	(.468)	(.444)	(.370)	(.441)
Distributions from Realized Capital Gains	(.266)	(.017)	(.009)	—	—
Total Distributions	(.897)	(.485)	(.453)	(.370)	(.441)
Net Asset Value, End of Period	\$27.07	\$23.36	\$21.61	\$21.28	\$18.66
Total Return¹	20.34%	10.56%	3.63%	16.21%	13.74%
Ratios/Supplemental Data					
Net Assets, End of Period (Millions)	\$9,787	\$7,799	\$7,371	\$7,431	\$6,621
Ratio of Total Expenses to Average Net Assets	—	—	—	—	—
Acquired Fund Fees and Expenses	0.17%	0.17%	0.20%	0.20%	0.23%
Ratio of Net Investment Income to Average Net Assets	2.27%	2.61%	1.79%	2.09%	2.57%
Portfolio Turnover Rate	9%	10% ²	22%	11%	12% ³

1 Total returns do not include account service fees that may have applied in the periods shown.

2 Excludes the value of mutual fund shares delivered and received in connection with a change in the Fund's investments from Vanguard Asset Allocation Fund to Vanguard Total Bond Market II Index Fund and Vanguard Total Stock Market Index Fund because those transactions were effected in kind and did not cause the Fund to incur transaction costs.

3 Excludes the value of mutual fund shares delivered and received in connection with a change in the Fund's bond investments from Vanguard Total Bond Market Index Fund to Vanguard Total Bond Market II Index Fund because those transactions were effected in kind and did not cause the Fund to incur transaction costs.

Investing With Vanguard

This section of the prospectus explains the basics of doing business with Vanguard. Vanguard fund shares can be held directly with Vanguard or indirectly through an intermediary, such as a bank, a broker, or an investment advisor. If you hold Vanguard fund shares directly with Vanguard, you should carefully read each topic within this section that pertains to your relationship with Vanguard. If you hold Vanguard fund shares indirectly through an intermediary (including shares held through a Vanguard brokerage account), please see *Investing With Vanguard Through Other Firms*, and also refer to your account agreement with the intermediary for information about transacting in that account. Vanguard reserves the right to change the following policies without notice. Please call or check online for current information. See *Contacting Vanguard*.

For Vanguard fund shares held directly with Vanguard, each fund you hold in an account is a separate “fund account.” For example, if you hold three funds in a nonretirement account titled in your own name, two funds in a nonretirement account titled jointly with your spouse, and one fund in an individual retirement account, you have six fund accounts—and this is true even if you hold the same fund in multiple accounts. Note that each reference to “you” in this prospectus applies to any one or more registered account owners or persons authorized to transact on your account.

Purchasing Shares

Vanguard reserves the right, without notice, to increase or decrease the minimum amount required to open or maintain a fund account or to add to an existing fund account.

Investment minimums may differ for certain categories of investors.

Account Minimums

To open and maintain an account. \$3,000.

To add to an existing account. Generally \$100 (other than by Automatic Investment Plan, which has no established minimum).

How to Initiate a Purchase Request

Be sure to check *Exchanging Shares*, *Frequent-Trading Limitations*, and *Other Rules You Should Know* before placing your purchase request.

Online. You may open certain types of accounts, request a purchase of shares, and request an exchange through our website or our mobile application if you are registered for online access.

By telephone. You may call Vanguard to begin the account registration process or request that the account-opening forms be sent to you. You may also call Vanguard to

request a purchase of shares in your account or to request an exchange. See *Contacting Vanguard*.

By mail. You may send Vanguard your account registration form and check to open a new fund account. To add to an existing fund account, you may send your check with an Invest-by-Mail form (from a transaction confirmation or your account statement), with a deposit slip (available online), or with a written request. You may also send a written request to Vanguard to make an exchange. For a list of Vanguard addresses, see *Contacting Vanguard*.

How to Pay for a Purchase

By electronic bank transfer. You may purchase shares of a Vanguard fund through an electronic transfer of money from a bank account. To establish the electronic bank transfer service on an account, you must designate the bank account online, complete a special form, or fill out the appropriate section of your account registration form. After the service is set up on your account, you can purchase shares by electronic bank transfer on a regular schedule (Automatic Investment Plan) or upon request. Your purchase request can be initiated online (if you are registered for online access), by telephone, or by mail.

By wire. Wiring instructions vary for different types of purchases. Please call Vanguard for instructions and policies on purchasing shares by wire. See *Contacting Vanguard*.

By check. You may make initial or additional purchases to your fund account by sending a check or by utilizing our mobile application if you are registered for online access. Also see *How to Initiate a Purchase Request*. Make your check payable to Vanguard and include the appropriate fund number (e.g., Vanguard—xx). For a list of Fund numbers (for Funds in this prospectus), see *Additional Information*.

By exchange. You may purchase shares of a Vanguard fund using the proceeds from the simultaneous redemption of shares of another Vanguard fund. You may initiate an exchange online (if you are registered for online access), by telephone, or by written request. See *Exchanging Shares*.

Trade Date

The trade date for any purchase request received in good order will depend on the day and time Vanguard receives your request, the manner in which you are paying, and the type of fund you are purchasing. Your purchase will be executed using the NAV as calculated on the trade date. NAVs are calculated only on days that the New York Stock Exchange (NYSE) is open for trading (a business day).

For purchases by **check** into all funds other than money market funds and for purchases by **exchange, wire, or electronic bank transfer** (not using an Automatic Investment Plan) into all funds: If the purchase request is received by Vanguard on a

business day before the close of regular trading on the NYSE (generally 4 p.m., Eastern time), the trade date for the purchase will be the same day. If the purchase request is received on a business day after the close of regular trading on the NYSE, or on a nonbusiness day, the trade date for the purchase will be the next business day.

For purchases by **check** into money market funds: If the purchase request is received by Vanguard on a business day before the close of regular trading on the NYSE (generally 4 p.m., Eastern time), the trade date for the purchase will be the next business day. If the purchase request is received on a business day after the close of regular trading on the NYSE, or on a nonbusiness day, the trade date for the purchase will be the second business day following the day Vanguard receives the purchase request. Because money market instruments must be purchased with federal funds and it takes a money market mutual fund one business day to convert check proceeds into federal funds, the trade date for the purchase will be one business day later than for other funds.

For purchases by electronic bank transfer using an **Automatic Investment Plan**: Your trade date generally will be the date you designated for withdrawal of funds from your bank account. Your bank account generally will be debited on the business day after your trade date. If the date you designated for withdrawal of funds from your bank account falls on a weekend, holiday, or other nonbusiness day, your trade date generally will be the previous business day.

If your purchase request is not accurate and complete, it may be rejected. See *Other Rules You Should Know—Good Order*.

For further information about purchase transactions, consult our website at vanguard.com or see *Contacting Vanguard*.

Other Purchase Rules You Should Know

Check purchases. All purchase checks must be written in U.S. dollars and must be drawn on a U.S. bank. Vanguard does not accept cash, traveler's checks, or money orders. In addition, Vanguard may refuse "starter checks" and checks that are not made payable to Vanguard.

New accounts. We are required by law to obtain from you certain personal information that we will use to verify your identity. If you do not provide the information, we may not be able to open your account. If we are unable to verify your identity, Vanguard reserves the right, without notice, to close your account or take such other steps as we deem reasonable. Certain types of accounts may require additional documentation.

Refused or rejected purchase requests. Vanguard reserves the right to stop selling fund shares or to reject any purchase request at any time and without notice, including, but not limited to, purchases requested by exchange from another Vanguard fund. This

also includes the right to reject any purchase request because the investor has a history of frequent trading or because the purchase may negatively affect a fund's operation or performance.

Large purchases. Please call Vanguard before attempting to invest a large dollar amount.

No cancellations. Vanguard will not accept your request to cancel any purchase request once processing has begun. Please be careful when placing a purchase request.

Redeeming Shares

How to Initiate a Redemption Request

Be sure to check *Exchanging Shares*, *Frequent-Trading Limitations*, and *Other Rules You Should Know* before placing your redemption request.

Online. You may request a redemption of shares or request an exchange through our website or our mobile application if you are registered for online access.

By telephone. You may call Vanguard to request a redemption of shares or an exchange. See *Contacting Vanguard*.

By mail. You may send a written request to Vanguard to redeem from a fund account or to make an exchange. See *Contacting Vanguard*.

How to Receive Redemption Proceeds

By electronic bank transfer. You may have the proceeds of a fund redemption sent directly to a designated bank account. To establish the electronic bank transfer service on an account, you must designate a bank account online, complete a special form, or fill out the appropriate section of your account registration form. After the service is set up on your account, you can redeem shares by electronic bank transfer on a regular schedule (Automatic Withdrawal Plan) or upon request. Your redemption request can be initiated online (if you are registered for online access), by telephone, or by mail.

By wire. To receive your proceeds by wire, you may instruct Vanguard to wire your redemption proceeds (\$100 minimum) to a previously designated bank account. To establish the wire redemption service, you generally must designate a bank account online, complete a special form, or fill out the appropriate section of your account registration form.

By exchange. You may have the proceeds of a Vanguard fund redemption invested directly in shares of another Vanguard fund. You may initiate an exchange online (if you are registered for online access), by telephone, or by written request. See *Exchanging Shares*.

By check. If you have not chosen another redemption method, Vanguard will mail you a redemption check, generally payable to all registered account owners, normally within two business days of your trade date, and generally to the address of record.

Trade Date

The trade date for any redemption request received in good order will depend on the day and time Vanguard receives your request and the manner in which you are redeeming. Your redemption will be executed using the NAV as calculated on the trade date. NAVs are calculated only on days that the NYSE is open for trading (a business day).

For redemptions by **check, exchange, or wire**: If the redemption request is received by Vanguard on a business day before the close of regular trading on the NYSE (generally 4 p.m., Eastern time), the trade date will be the same day. If the redemption request is received on a business day after the close of regular trading on the NYSE, or on a nonbusiness day, the trade date will be the next business day.

- Note on timing of wire redemptions from money market funds: For telephone requests received by Vanguard on a business day before 10:45 a.m., Eastern time (2 p.m., Eastern time, for Vanguard Prime Money Market Fund), the redemption proceeds generally will leave Vanguard by the close of business the same day. For telephone requests received by Vanguard on a business day after those cut-off times, or on a nonbusiness day, and for all requests other than by telephone, the redemption proceeds generally will leave Vanguard by the close of business on the next business day.
- Note on timing of wire redemptions from all other funds: For requests received by Vanguard on a business day before the close of regular trading on the NYSE (generally 4 p.m., Eastern time), the redemption proceeds generally will leave Vanguard by the close of business on the next business day. For requests received by Vanguard on a business day after the close of regular trading on the NYSE, or on a nonbusiness day, the redemption proceeds generally will leave Vanguard by the close of business on the second business day after Vanguard receives the request.

For redemptions by electronic bank transfer using an **Automatic Withdrawal Plan**: Your trade date generally will be the date you designated for withdrawal of funds (redemption of shares) from your Vanguard account. Proceeds of redeemed shares generally will be credited to your designated bank account two business days after your trade date. If the date you designated for withdrawal of funds from your Vanguard account falls on a weekend, holiday, or other nonbusiness day, your trade date generally will be the previous business day.

For redemptions by **electronic bank transfer** not using an Automatic Withdrawal Plan: If the redemption request is received by Vanguard on a business day before the

close of regular trading on the NYSE (generally 4 p.m., Eastern time), the trade date will be the same day. If the redemption request is received on a business day after the close of regular trading on the NYSE, or on a nonbusiness day, the trade date will be the next business day.

If your redemption request is not accurate and complete, it may be rejected. If we are unable to send your redemption proceeds by wire or electronic bank transfer because the receiving institution rejects the transfer, Vanguard will make additional efforts to complete your transaction. If Vanguard is still unable to complete the transaction, we may send the proceeds of the redemption to you by check, generally payable to all registered account owners, or use your proceeds to purchase new shares of the fund from which you sold shares for the purpose of the wire or electronic bank transfer transaction. See *Other Rules You Should Know—Good Order*.

For further information about redemption transactions, consult our website at vanguard.com or see *Contacting Vanguard*.

Other Redemption Rules You Should Know

Documentation for certain accounts. Special documentation may be required to redeem from certain types of accounts, such as trust, corporate, nonprofit, or retirement accounts. Please call us *before* attempting to redeem from these types of accounts.

Potentially disruptive redemptions. Vanguard reserves the right to pay all or part of a redemption in kind—that is, in the form of securities—if we reasonably believe that a cash redemption would negatively affect the fund's operation or performance or that the shareholder may be engaged in market-timing or frequent trading. Under these circumstances, Vanguard also reserves the right to delay payment of the redemption proceeds for up to seven calendar days. By calling us *before* you attempt to redeem a large dollar amount, you may avoid in-kind or delayed payment of your redemption. Please see *Frequent-Trading Limitations* for information about Vanguard's policies to limit frequent trading.

Recently purchased shares. Although you can redeem shares at any time, proceeds may not be made available to you until the fund collects payment for your purchase. This may take up to seven calendar days for shares purchased by check or by electronic bank transfer. If you have written a check on a fund with checkwriting privileges, that check may be rejected if your fund account does not have a sufficient available balance.

Share certificates. Share certificates are no longer issued for Vanguard funds. Shares currently held in certificates cannot be redeemed, exchanged, or transferred (reregistered) until you return the certificates (unsigned) to Vanguard by registered mail. For the correct address, see *Contacting Vanguard*.

Address change. If you change your address online or by telephone, there may be up to a 14-day restriction on your ability to request check redemptions online and by telephone. You can request a redemption in writing at any time. Confirmations of address changes are sent to both the old and new addresses.

Payment to a different person or address. At your request, we can make your redemption check payable, or wire your redemption proceeds, to a different person or send it to a different address. However, this generally requires the written consent of all registered account owners and may require a signature guarantee or a notarized signature. You may obtain a signature guarantee from some commercial or savings banks, credit unions, trust companies, or member firms of a U.S. stock exchange.

No cancellations. Vanguard will not accept your request to cancel any redemption request once processing has begun. Please be careful when placing a redemption request.

Emergency circumstances. Vanguard funds can postpone payment of redemption proceeds for up to seven calendar days. In addition, Vanguard funds can suspend redemptions and/or postpone payments of redemption proceeds beyond seven calendar days at times when the NYSE is closed or during emergency circumstances, as determined by the SEC.

Exchanging Shares

An exchange occurs when you use the proceeds from the redemption of shares of one Vanguard fund to simultaneously purchase shares of a different Vanguard fund. You can make exchange requests online (if you are registered for online access), by telephone, or by written request. See *Purchasing Shares* and *Redeeming Shares*.

If the NYSE is open for regular trading (generally until 4 p.m., Eastern time, on a business day) at the time an exchange request is received in good order, the trade date generally will be the same day. See *Other Rules You Should Know—Good Order* for additional information on all transaction requests.

Vanguard will not accept your request to cancel any exchange request once processing has begun. Please be careful when placing an exchange request.

Please note that Vanguard reserves the right, without notice, to revise or terminate the exchange privilege, limit the amount of any exchange, or reject an exchange, at any time, for any reason. See *Frequent-Trading Limitations* for additional restrictions on exchanges.

Frequent-Trading Limitations

Because excessive transactions can disrupt management of a fund and increase the fund's costs for all shareholders, the board of trustees of each Vanguard fund places

certain limits on frequent trading in the funds. Each Vanguard fund (other than money market funds and short-term bond funds, but including Vanguard Short-Term Inflation-Protected Securities Index Fund) limits an investor's purchases or exchanges into a fund account for 60 calendar days after the investor has redeemed or exchanged out of that fund account. ETF Shares are not subject to these frequent-trading limits.

For Vanguard Retirement Investment Program pooled plans, the limitations apply to exchanges made online or by telephone.

These frequent-trading limitations *do not* apply to the following:

- Purchases of shares with reinvested dividend or capital gains distributions.
- Transactions through Vanguard's Automatic Investment Plan, Automatic Exchange Service, Direct Deposit Service, Automatic Withdrawal Plan, Required Minimum Distribution Service, and Vanguard Small Business Online®.
- Redemptions of shares to pay fund or account fees.
- Redemptions of shares to remove excess shareholder contributions to certain types of retirement accounts (including, but not limited to, IRAs, certain Individual 403(b)(7) Custodial Accounts, and Vanguard Individual 401(k) Plans).
- Transaction requests submitted by mail to Vanguard from shareholders who hold their accounts directly with Vanguard or through a Vanguard brokerage account. (Transaction requests submitted by fax, if otherwise permitted, *are* subject to the limitations.)
- Transfers and reregistrations of shares within the same fund.
- Purchases of shares by asset transfer or direct rollover.
- Conversions of shares from one share class to another in the same fund.
- Checkwriting redemptions.
- Section 529 college savings plans.
- Certain approved institutional portfolios and asset allocation programs, as well as trades made by Vanguard funds that invest in other Vanguard funds. (Please note that *shareholders* of Vanguard's funds of funds *are* subject to the limitations.)

For participants in employer-sponsored defined contribution plans,* the frequent-trading limitations *do not* apply to:

- Purchases of shares with participant payroll or employer contributions or loan repayments.
- Purchases of shares with reinvested dividend or capital gains distributions.
- Distributions, loans, and in-service withdrawals from a plan.
- Redemptions of shares as part of a plan termination or at the direction of the plan.

- Automated transactions executed during the first six months of a participant's enrollment in the Vanguard Managed Account Program.
- Redemptions of shares to pay fund or account fees.
- Share or asset transfers or rollovers.
- Reregistrations of shares.
- Conversions of shares from one share class to another in the same fund.
- Exchange requests submitted by written request to Vanguard. (Exchange requests submitted by fax, if otherwise permitted, *are* subject to the limitations.)

* The following Vanguard fund accounts are subject to the frequent-trading limitations: SEP-IRAs, SIMPLE IRAs, certain Individual 403(b)(7) Custodial Accounts, and Vanguard Individual 401(k) Plans.

Accounts Held by Institutions (Other Than Defined Contribution Plans)

Vanguard will systematically monitor for frequent trading in institutional clients' accounts. If we detect suspicious trading activity, we will investigate and take appropriate action, which may include applying to a client's accounts the 60-day policy previously described, prohibiting a client's purchases of fund shares, and/or revoking the client's exchange privilege.

Accounts Held by Intermediaries

When intermediaries establish accounts in Vanguard funds for the benefit of their clients, we cannot always monitor the trading activity of the individual clients. However, we review trading activity at the intermediary (omnibus) level, and if we detect suspicious activity, we will investigate and take appropriate action. If necessary, Vanguard may prohibit additional purchases of fund shares by an intermediary, including for the benefit of certain of the intermediary's clients. Intermediaries also may monitor their clients' trading activities with respect to Vanguard funds.

For those Vanguard funds that charge purchase and/or redemption fees, intermediaries will be asked to assess these fees on client accounts and remit these fees to the funds. The application of purchase and redemption fees and frequent-trading limitations may vary among intermediaries. There are no assurances that Vanguard will successfully identify all intermediaries or that intermediaries will properly assess purchase and redemption fees or administer frequent-trading limitations. If you invest with Vanguard through an intermediary, please read that firm's materials carefully to learn of any other rules or fees that may apply.

Other Rules You Should Know

Prospectus and Shareholder Report Mailings

Vanguard attempts to eliminate the unnecessary expense of duplicate mailings by sending just one summary prospectus (or prospectus) and/or shareholder report when two or more shareholders have the same last name and address. You may request individual prospectuses and reports by contacting our Client Services Department in writing, by telephone, or online. See *Contacting Vanguard*.

Vanguard.com

Registration. If you are a registered user of *vanguard.com*, you can review your account holdings; buy, sell, or exchange shares of most Vanguard funds; and perform most other transactions through our website. You must register for this service online.

Electronic delivery. Vanguard can deliver your account statements, transaction confirmations, prospectuses, tax forms, and shareholder reports electronically. If you are a registered user of *vanguard.com*, you can consent to the electronic delivery of these documents by logging on and changing your mailing preferences under "Account Maintenance." You can revoke your electronic consent at any time through our website, and we will begin to send paper copies of these documents within 30 days of receiving your revocation.

Telephone Transactions

Automatic. When we set up your account, we will automatically enable you to do business with us by telephone, *unless you instruct us otherwise in writing*.

Tele-Account®. To obtain fund and account information through Vanguard's automated telephone service, you must first establish a Personal Identification Number (PIN) by calling Tele-Account at 800-662-6273.

Proof of a caller's authority. We reserve the right to refuse a telephone request if the caller is unable to provide the requested information or if we reasonably believe that the caller is not an individual authorized to act on the account. Before we allow a caller to act on an account, we may request the following information:

- Authorization to act on the account (as the account owner or by legal documentation or other means).
- Account registration and address.
- Fund name and account number, if applicable.
- Other information relating to the caller, the account owner, or the account.

Good Order

We reserve the right to reject any transaction instructions that are not in “good order.” Good order generally means that your instructions:

- Are provided by the person(s) authorized in accordance with Vanguard’s policies and procedures to access the account and request transactions.
- Include the fund name and account number.
- Include the amount of the transaction (stated in dollars, shares, or percentage).

Written instructions also must include:

- Signature guarantees or notarized signatures, if required for the type of transaction. (Call Vanguard for specific requirements.)
- Any supporting documentation that may be required.

The requirements vary among types of accounts and transactions. For more information, consult our website at vanguard.com or see *Contacting Vanguard*.

Vanguard reserves the right, without notice, to revise the requirements for good order.

Future Trade-Date Requests

Vanguard does not accept requests to hold a purchase, redemption, or exchange transaction for a future date. All such requests will receive trade dates as previously described in *Purchasing Shares*, *Redeeming Shares*, and *Exchanging Shares*.

Vanguard reserves the right to return future-dated purchase checks.

Accounts With More Than One Owner

If an account has more than one owner or authorized person, Vanguard generally will accept instructions from any one owner or authorized person.

Responsibility for Fraud

Vanguard will not be responsible for any account losses because of fraud if we reasonably believe that the person transacting business on an account is authorized to do so. Please take precautions to protect yourself from fraud. Keep your account information private, and immediately review any account statements or other information that we provide to you. It is important that you contact Vanguard immediately about any transactions or changes to your account that you believe to be unauthorized.

Uncashed Checks

Please cash your distribution or redemption checks promptly. Vanguard will not pay interest on uncashed checks. Vanguard may be required to transfer assets related to uncashed checks to a state under the state’s abandoned property law.

Dormant Accounts

If your account has no activity in it for a period of time, Vanguard may be required to transfer it to a state under the state's abandoned property law.

Unusual Circumstances

If you experience difficulty contacting Vanguard online or by telephone, you can send us your transaction request by regular or express mail. See *Contacting Vanguard* for addresses.

Investing With Vanguard Through Other Firms

You may purchase or sell shares of most Vanguard funds through a financial intermediary, such as a bank, a broker, or an investment advisor. Please consult your financial intermediary to determine which, if any, shares are available through that firm and to learn about other rules that may apply.

Please see *Frequent-Trading Limitations—Accounts Held by Intermediaries* for information about the assessment of any purchase or redemption fees and the monitoring of frequent trading for accounts held by intermediaries.

Account Service Fee

Vanguard charges a \$20 account service fee on fund accounts that have a balance below \$10,000 for any reason, including market fluctuation. The account service fee applies to both retirement *and* nonretirement fund accounts and will be assessed on fund accounts in all Vanguard funds, regardless of the account minimum. The fee, which will be collected by redeeming fund shares in the amount of \$20, will be deducted from a fund account only once per calendar year.

If you register on *vanguard.com* and elect to receive electronic delivery of statements, reports, and other materials for all of your fund accounts, the account service fee for balances below \$10,000 will not be charged, so long as that election remains in effect.

The account service fee also *does not* apply to the following:

- Money market sweep accounts owned in connection with a Vanguard Brokerage Services® account.
- Accounts held through intermediaries.
- Accounts held by institutional clients.
- Accounts held by Voyager, Voyager Select, and Flagship clients. Eligibility is based on total household assets held at Vanguard, with a minimum of \$50,000 to qualify for Vanguard Voyager Services®, \$500,000 for Vanguard Voyager Select Services®, and \$1 million for Vanguard Flagship Services®. Vanguard determines eligibility by aggregating assets of all qualifying accounts held by the investor and immediate family members who reside at the same address. Aggregate assets include

investments in Vanguard mutual funds, Vanguard ETFs®, certain annuities through Vanguard, the Vanguard 529 Plan, and certain small-business accounts. Assets in employer-sponsored retirement plans for which Vanguard provides recordkeeping services may be included in determining eligibility if the investor also has a personal account holding Vanguard mutual funds. Note that assets held in a Vanguard Brokerage Services account (other than Vanguard funds, including Vanguard ETFs) are not included when determining a household's eligibility.

- Participant accounts in employer-sponsored defined contribution plans.* Please consult your enrollment materials for the rules that apply to your account.
- Section 529 college savings plans.

* The following Vanguard fund accounts have alternative fee structures: SIMPLE IRAs, certain Individual 403(b)(7) Custodial Accounts, Vanguard Retirement Investment Program pooled plans, and Vanguard Individual 401(k) Plans.

Low-Balance Accounts

Each Fund reserves the right to liquidate a fund account whose balance falls below the account minimum for any reason, including market fluctuation. This policy applies to nonretirement fund accounts and accounts that are held through intermediaries.

Right to Change Policies

In addition to the rights expressly stated elsewhere in this prospectus, Vanguard reserves the right, without notice, to (1) alter, add, or discontinue any conditions of purchase (including eligibility requirements), redemption, exchange, service, or privilege at any time; (2) accept initial purchases by telephone; (3) freeze any account and/or suspend account services if Vanguard has received reasonable notice of a dispute regarding the assets in an account, including notice of a dispute between the registered or beneficial account owners, or if Vanguard reasonably believes a fraudulent transaction may occur or has occurred; (4) temporarily freeze any account and/or suspend account services upon initial notification to Vanguard of the death of the shareholder until Vanguard receives required documentation in good order; (5) alter, impose, discontinue, or waive any purchase fee, redemption fee, account service fee, or other fees charged to a group of shareholders; and (6) redeem an account or suspend account privileges, without the owner's permission to do so, in cases of threatening conduct or activity Vanguard believes to be suspicious, fraudulent, or illegal. Changes may affect any or all investors. These actions will be taken when, at the sole discretion of Vanguard management, Vanguard reasonably believes they are deemed to be in the best interest of a fund.

Fund and Account Updates

Confirmation Statements

We will send (or provide through our website, whichever you prefer) a confirmation of your trade date and the amount of your transaction when you buy, sell, or exchange shares. However, we will not send confirmations reflecting only checkwriting redemptions or the reinvestment of dividend or capital gains distributions. For any month in which you had a checkwriting redemption, a Checkwriting Activity Statement will be sent to you itemizing the checkwriting redemptions for that month. Promptly review each confirmation statement that we provide to you. It is important that you contact Vanguard immediately with any questions you may have about any transaction reflected on a confirmation statement, or Vanguard will consider the transaction properly processed.

Portfolio Summaries

We will send (or provide through our website, whichever you prefer) quarterly portfolio summaries to help you keep track of your accounts throughout the year. If you prefer, you may request to receive monthly portfolio summaries. Each summary shows the market value of your account at the close of the statement period, as well as all distributions, purchases, redemptions, exchanges, and transfers for the current calendar quarter (or month). Promptly review each summary that we provide to you. It is important that you contact Vanguard immediately with any questions you may have about any transaction reflected on the summary, or Vanguard will consider the transaction properly processed.

Tax Information Statements

For most accounts, we are required to provide annual tax forms to assist you in preparing your income tax returns. We will generally send (or provide through our website, whichever you prefer) annual tax forms in January. These forms will report the previous year's dividends, capital gains distributions, proceeds from the sale of shares from taxable accounts, and distributions from IRAs and other retirement plans. Registered users of *vanguard.com* can also view these forms through our website. Vanguard may also provide you with additional tax-related documentation. For more information, consult our website at *vanguard.com* or see *Contacting Vanguard*.

Annual and Semiannual Reports

We will send (or provide through our website, whichever you prefer) reports about Vanguard LifeStrategy Funds twice a year, in June and December. These reports include overviews of the financial markets and provide the following specific Fund information:

- Performance assessments and comparisons with industry benchmarks.
- Financial statements with listings of Fund holdings.

Portfolio Holdings

We generally post on our website at *vanguard.com*, in the **Portfolio** section of each Fund's Portfolio & Management page, a detailed list of the securities held by the Fund as of the end of the most recent calendar quarter. This list is generally updated 30 calendar days after the end of the calendar quarter. Vanguard may exclude any portion of these portfolio holdings from publication when deemed in the best interest of the Fund. We also generally post the ten largest stock portfolio holdings of the Fund and the percentage of the Fund's total assets that each of these holdings represents, as of the end of the most recent calendar quarter. This list is generally updated 15 calendar days after the end of the calendar quarter. Additionally, we generally post the ten largest stock portfolio holdings of the Fund as of the end of the most recent month. This list is generally updated 10 business days after the end of the month. Please consult the Fund's *Statement of Additional Information* or our website for a description of the policies and procedures that govern disclosure of the Fund's portfolio holdings.

Contacting Vanguard

Web

Vanguard.com	For the most complete source of Vanguard news For fund, account, and service information For most account transactions For literature requests 24 hours a day, 7 days a week
--------------	--

Phone

Vanguard Tele-Account® 800-662-6273	For automated fund and account information Toll-free, 24 hours a day, 7 days a week
Investor Information 800-662-7447 (Text telephone for people with hearing impairment at 800-749-7273)	For fund and service information For literature requests Hours of operation: Monday–Friday, 8 a.m. to 10 p.m., Eastern time; Saturday, 9 a.m. to 4 p.m., Eastern time
Client Services 800-662-2739 (Text telephone for people with hearing impairment at 800-749-7273)	For account information For most account transactions Hours of operation: Monday–Friday, 8 a.m. to 10 p.m., Eastern time; Saturday, 9 a.m. to 4 p.m., Eastern time
Institutional Division 888-809-8102	For information and services for large institutional investors Hours of operation: Monday–Friday, 8:30 a.m. to 9 p.m., Eastern time
Financial Advisor and Intermediary Sales Support 800-997-2798	For information and services for financial intermediaries including financial advisors, broker-dealers, trust institutions, and insurance companies Hours of operation: Monday–Friday, 8:30 a.m. to 7 p.m., Eastern time

Vanguard Addresses

Please be sure to use the correct address. Use of an incorrect address could delay the processing of your transaction.

Regular Mail (Individuals)	The Vanguard Group P.O. Box 1110 Valley Forge, PA 19482-1110
Regular Mail (Institutions and Intermediaries)	The Vanguard Group P.O. Box 2900 Valley Forge, PA 19482-2900
Registered, Express, or Overnight Mail	The Vanguard Group 455 Devon Park Drive Wayne, PA 19087-1815

Additional Information

	Inception Date	Suitable for IRAs	Newspaper Abbreviation	Vanguard Fund Number	CUSIP Number
LifeStrategy Income Fund	9/30/1994	Yes	LifeInc	723	921909206
LifeStrategy Conservative Growth Fund	9/30/1994	Yes	LifeCon	724	921909305
LifeStrategy Moderate Growth Fund	9/30/1994	Yes	LifeMod	914	921909404
LifeStrategy Growth Fund	9/30/1994	Yes	LifeGro	122	921909503

Vanguard Total International Stock Index Fund (the "Fund") is not in any way sponsored, endorsed, sold, or promoted by FTSE International Limited ("FTSE") or the London Stock Exchange Group companies ("LSEG") (together the "Licensor Parties"), and none of the Licensor Parties make any claim, prediction, warranty, or representation whatsoever, expressly or impliedly, either as to (i) the results to be obtained from the use of the FTSE Global All Cap ex US Index (the "Index") (upon which the Fund is based), (ii) the figure at which the Index is said to stand at any particular time on any particular day or otherwise, or (iii) the suitability of the Index for the purpose to which it is being put in connection with the Fund. None of the Licensor Parties have provided or will provide any financial or investment advice or recommendation in relation to the Index to Vanguard or to its clients. The Index is calculated by FTSE or its agent. None of the Licensor Parties shall be (a) liable (whether in negligence or otherwise) to any person for any error in the Index or (b) under any obligation to advise any person of any error therein. All rights in the Index vest in FTSE. "FTSE" is a trademark of LSEG and is used by FTSE under licence.

Vanguard funds are not sponsored, endorsed, sold, or promoted by the University of Chicago or its Center for Research in Security Prices, and neither the University of Chicago nor its Center for Research in Security Prices makes any representation regarding the advisability of investing in the funds.

Glossary of Investment Terms

Acquired Fund. Any mutual fund, business development company, closed-end investment company, or other pooled investment vehicle whose shares are owned by a fund.

Active Management. An investment approach that seeks to exceed the average returns of a particular financial market or market segment. In selecting securities to buy and sell, active managers may rely on, among other things, research, market forecasts, quantitative models, and their own judgment and experience.

Barclays U.S. Aggregate Bond Index. An index that is the broadest representation of the taxable U.S. bond market, including most U.S. Treasury, agency, corporate, mortgage-backed, asset-backed, and international dollar-denominated issues, all with investment-grade ratings (rated Baa3 or above by Moody's) and maturities of one year or more.

Barclays U.S. Aggregate Float Adjusted Index. An index that is the broadest representation of the taxable U.S. bond market, including most U.S. Treasury, agency, corporate, mortgage-backed, asset-backed, and international dollar-denominated issues, all with investment-grade ratings and maturities of one year or more. This Index weights its constituent securities based on the value of the constituent securities that are available for public trading, rather than the value of all constituent securities.

Bond. A debt security (IOU) issued by a corporation, a government, or a government agency in exchange for the money you lend it. In most instances, the issuer agrees to pay back the loan by a specific date and generally to make regular interest payments until that date.

Capital Gains Distribution. Payment to mutual fund shareholders of gains realized on securities that a fund has sold at a profit, minus any realized losses.

Common Stock. A security representing ownership rights in a corporation. A stockholder is entitled to share in the company's profits, some of which may be paid out as dividends.

Conservative Growth Composite Index. Weighted 48% Barclays U.S. Aggregate Float Adjusted Index, 28% CRSP US Total Market Index, 12% Barclays Global Aggregate ex-USD Float Adjusted RIC Capped Index, and 12% FTSE Global All Cap ex US Index as of June 3, 2013. In prior periods, the composite was 60% Barclays U.S. Aggregate Float Adjusted Index, 28% MSCI US Broad Market Index, and 12% MSCI ACWI ex USA Investable Market Index (IMI) through June 2, 2013; 40% Barclays U.S. Aggregate Float Adjusted Index, 28% MSCI US Broad Market Index, 20% Barclays U.S. 1–3 Year Credit Bond Index, and 12% MSCI ACWI ex USA IMI Index through November 30, 2011; 40% Barclays U.S. Aggregate Bond Index (with the Barclays U.S. Aggregate Float Adjusted Index used after December 31, 2009), 35% MSCI US Broad Market Index, 20% Barclays U.S. 1–3 Year Credit Bond Index, and 5% MSCI EAFE

Index through December 15, 2010; 40% Barclays U.S. Aggregate Bond Index, 35% Dow Jones U.S. Total Stock Market Index, 20% Barclays U.S. 1–3 Year Credit Bond Index, and 5% MSCI EAFE Index through April 22, 2005; and 40% Barclays U.S. Aggregate Bond Index, 35% Dow Jones U.S. Total Stock Market Index, 20% Citigroup 3-Month Treasury Bill Index, and 5% MSCI EAFE Index through August 31, 2003. International stock benchmark returns are adjusted for withholding taxes.

Coupon. The interest rate paid by the issuer of a debt security until its maturity. It is expressed as an annual percentage of the face value of the security.

Dividend Distribution. Payment to mutual fund shareholders of income from interest or dividends generated by a fund's investments.

Dow Jones U.S. Total Stock Market Float Adjusted Index. An index that represents the entire U.S. stock market and tracks more than 5,000 stocks, excluding shares not available for public trading.

Expense Ratio. A fund's total annual operating expenses expressed as a percentage of the fund's average net assets. The expense ratio includes management and administrative expenses, but it does not include the transaction costs of buying and selling portfolio securities.

Face Value. The amount to be paid at a bond's maturity; also known as the par value or principal.

Fixed Income Security. An investment, such as a bond, representing a debt that must be repaid by a specified date, and on which the borrower must pay a fixed, variable, or floating rate of interest.

Float-Adjusted Index. An index that weights its constituent securities based on the value of the constituent securities that are available for public trading, rather than the value of all constituent securities. Some portion of an issuer's securities may be unavailable for public trading because, for example, those securities are owned by company insiders on a restricted basis or by a government agency. By excluding unavailable securities, float-adjusted indexes can produce a more accurate picture of the returns actually experienced by investors in the measured market.

FTSE Global All Cap ex US Index. An index consisting of large-, mid-, and small-cap stocks globally, excluding the U.S. The index is derived from the FTSE Global Equity Index Series (GEIS), which covers approximately 98% of the world's investable market capitalization.

Fund of Funds. A mutual fund that pursues its objective by investing in other mutual funds.

Growth Composite Index. Weighted 56% CRSP US Total Market Index, 24% FTSE Global All Cap ex US Index, 16% Barclays U.S. Aggregate Float Adjusted Index, and

4% Barclays Global Aggregate ex-USD Float Adjusted RIC Capped Index as of June 3, 2013. In prior periods, the composite was 56% MSCI US Broad Market Index, 24% MSCI ACWI ex USA IMI Index, and 20% Barclays U.S. Aggregate Float Adjusted Index through June 2, 2013; 65% MSCI US Broad Market Index, 20% Barclays U.S. Aggregate Bond Index (with the Barclays U.S. Aggregate Float Adjusted Index used after December 31, 2009), and 15% MSCI EAFE Index through December 15, 2010; and 65% Dow Jones U.S. Total Stock Market Index, 20% Barclays U.S. Aggregate Bond Index, and 15% MSCI EAFE Index through April 22, 2005. International stock benchmark returns are adjusted for withholding taxes.

Inception Date. The date on which the assets of a fund (or one of its share classes) are first invested in accordance with the fund's investment objective. For funds with a subscription period, the inception date is the day after that period ends. Investment performance is generally measured from the inception date.

Income Composite Index. Weighted 64% Barclays U.S. Aggregate Float Adjusted Index, 16% Barclays Global Aggregate ex-USD Float Adjusted RIC Capped Index, 14% CRSP US Total Market Index, and 6% FTSE Global All Cap ex US Index as of June 3, 2013. In prior periods, the composite was 80% Barclays U.S. Aggregate Float Adjusted Index, 14% MSCI US Broad Market Index, and 6% MSCI ACWI ex USA IMI Index through June 2, 2013; 60% Barclays U.S. Aggregate Float Adjusted Index, 20% Barclays U.S. 1–3 Year Credit Bond Index, 14% MSCI US Broad Market Index, and 6% MSCI ACWI ex USA IMI Index through November 30, 2011; 60% Barclays U.S. Aggregate Bond Index (with the Barclays U.S. Aggregate Float Adjusted Index used after December 31, 2009), 20% MSCI US Broad Market Index, and 20% Barclays U.S. 1–3 Year Credit Bond Index through December 15, 2010; 60% Barclays U.S. Aggregate Bond Index, 20% Dow Jones U.S. Total Stock Market Index, and 20% Barclays U.S. 1–3 Year Credit Bond Index through April 22, 2005; and 60% Barclays U.S. Aggregate Bond Index, 20% Dow Jones U.S. Total Stock Market Index, and 20% Citigroup 3-Month Treasury Bill Index through August 31, 2003. International stock benchmark returns are adjusted for withholding taxes.

Indexing. A low-cost investment strategy in which a mutual fund attempts to track—rather than outperform—a specified market benchmark, or “index.”

Investment-Grade Bond. A debt security whose credit quality is considered by independent bond-rating agencies, or through independent analysis conducted by a fund's advisor, to be sufficient to ensure timely payment of principal and interest under current economic circumstances. Debt securities rated in one of the four highest rating categories are considered investment-grade. Other debt securities may be considered by an advisor to be investment-grade.

Median Market Capitalization. An indicator of the size of companies in which a fund invests; the midpoint of market capitalization (market price x shares outstanding) of a fund's stocks, weighted by the proportion of the fund's assets invested in each stock.

Stocks representing half of the fund's assets have market capitalizations above the median, and the rest are below it.

Moderate Growth Composite Index. Weighted 42% CRSP US Total Market Index, 32% Barclays U.S. Aggregate Float Adjusted Index, 18% FTSE Global All Cap ex US Index, and 8% Barclays Global Aggregate ex-USD Float Adjusted RIC Capped Index as of June 3, 2013. In prior periods, the composite was 42% MSCI US Broad Market Index, 40% Barclays U.S. Aggregate Float Adjusted Index, and 18% MSCI ACWI ex USA IMI Index through June 2, 2013; 50% MSCI US Broad Market Index, 40% Barclays U.S. Aggregate Bond Index (with the Barclays U.S. Aggregate Float Adjusted Index used after December 31, 2009), and 10% MSCI EAFE Index through December 15, 2010; and 50% Dow Jones U.S. Total Stock Market Index, 40% Barclays U.S. Aggregate Bond Index, and 10% MSCI EAFE Index through April 22, 2005. International stock benchmark returns are adjusted for withholding taxes.

MSCI US Broad Market Index. An index that tracks virtually all stocks that trade in the U.S. stock market.

Mutual Fund. An investment company that pools the money of many people and invests it in a variety of securities in an effort to achieve a specific objective over time.

Principal. The face value of a debt instrument or the amount of money put into an investment.

Securities. Stocks, bonds, money market instruments, and other investments.

Total Return. A percentage change, over a specified time period, in a mutual fund's net asset value, assuming the reinvestment of all distributions of dividends and capital gains.

Volatility. The fluctuations in value of a mutual fund or other security. The greater a fund's volatility, the wider the fluctuations in its returns.

Yield. Income (interest or dividends) earned by an investment, expressed as a percentage of the investment's price.



Vanguard[®]

P.O. Box 2600
Valley Forge, PA 19482-2600

Connect with Vanguard[®] > vanguard.com

For More Information

If you would like more information about Vanguard LifeStrategy Funds, the following documents are available free upon request:

Annual/Semiannual Reports to Shareholders

Additional information about the Funds' investments is available in the Funds' annual and semiannual reports to shareholders. In the annual report, you will find a discussion of the market conditions and investment strategies that significantly affected the Funds' performance during their last fiscal year.

Statement of Additional Information (SAI)

The SAI provides more detailed information about the Funds and is incorporated by reference into (and thus legally a part of) this prospectus.

To receive a free copy of the latest annual or semiannual report or the SAI, or to request additional information about the Funds or other Vanguard funds, please visit vanguard.com or contact us as follows:

The Vanguard Group
Investor Information Department
P.O. Box 2600
Valley Forge, PA 19482-2600
Telephone: 800-662-7447
Text telephone for people with hearing impairment:
800-749-7273

If you are a current Vanguard shareholder and would like information about your account, account transactions, and/or account statements, please call:

Client Services Department
Telephone: 800-662-2739
Text telephone for people with hearing impairment:
800-749-7273

Information Provided by the Securities and Exchange Commission (SEC)

You can review and copy information about the Funds (including the SAI) at the SEC's Public Reference Room in Washington, DC. To find out more about this public service, call the SEC at 202-551-8090. Reports and other information about the Funds are also available in the EDGAR database on the SEC's website at www.sec.gov, or you can receive copies of this information, for a fee, by electronic request at the following e-mail address: publicinfo@sec.gov, or by writing the Public Reference Section, Securities and Exchange Commission, Washington, DC 20549-1520.

Funds' Investment Company Act file number: 811-03919